



Getac Tablet and ESO Sign-On



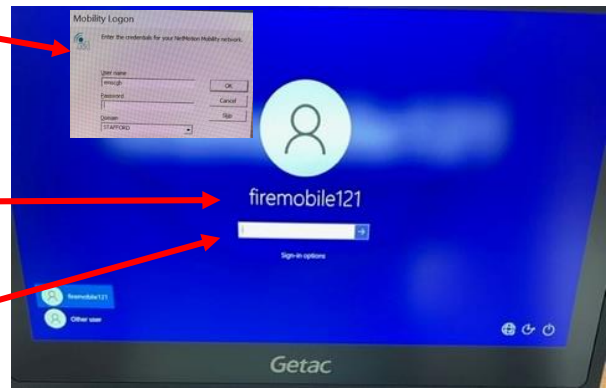
Tab the power-on button



If the Mobility Logon is required it is the same username and password as the tablet. (see below)

Username will auto-populate

Enter password: **Stafford1**

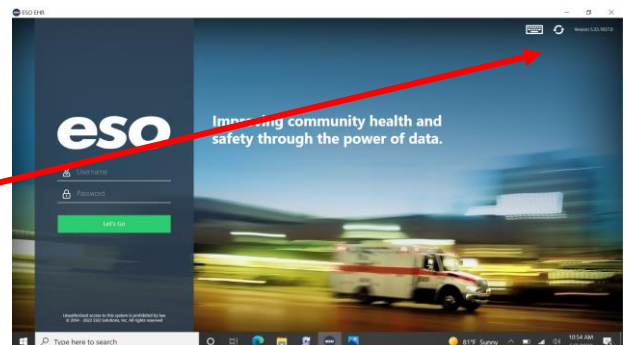


Double click on the ESO icon

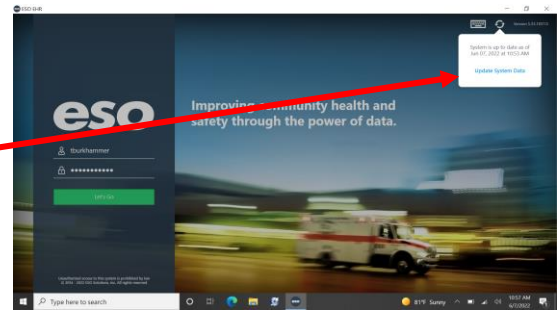


1. Enter your username & password.

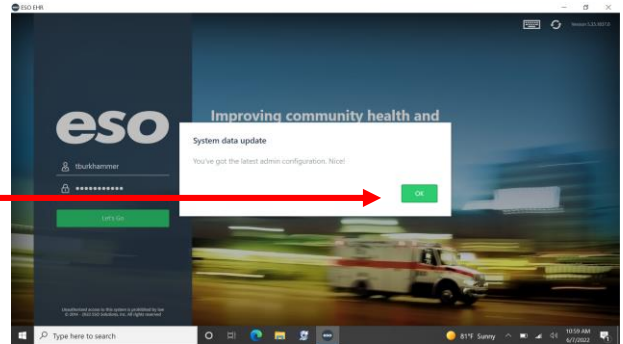
2. Select Sync



Click **Update System Data**



Click **OK**

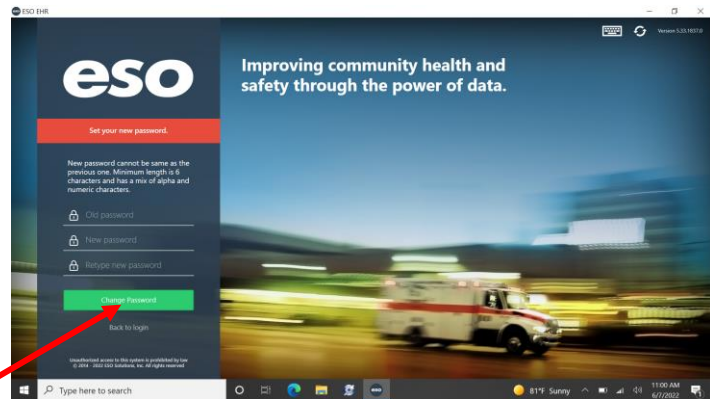


Click **Let's Go**



If your password was reset, ESO will ask you to **Set Your New Password.**

1. Enter old password (the temporary one we gave you)
2. Enter a new password and retype it.
3. Click **Change Password**



Record your username and password