

# **Stafford County, VA**

## **The National Community Survey**

Report of Results  
2022

**Report by:**



**Visit us online!**  
[www.polco.us](http://www.polco.us)

## About The NCS™

The National Community Survey™ (The NCS™) report is about the “livability” of Stafford County. A livable community is a place that is not simply habitable, but that is desirable. It is not only where people do live, but where they want to live. The survey was developed by the experts from National Research Center at Polco.

Great communities are partnerships of the government, private sector, community-based organizations and residents, all geographically connected. The NCS captures residents’ opinions considering ten central facets of a community:

- Economy
- Mobility
- Community Design
- Utilities
- Safety
- Natural Environment
- Parks and Recreation
- Health and Wellness
- Education, Arts, and Culture
- Inclusivity and Engagement

The report provides the opinions of a representative sample of 529 residents of Stafford County collected from March 10th, 2022 to April 28th, 2022. The margin of error around any reported percentage is 4% for all respondents and the response rate for the 2022 survey was 12%. Survey results were weighted so that the demographic profile of respondents was representative of the demographic profile of adults in Stafford County.



## How the results are reported

For the most part, the percentages presented in the following tabs represent the “percent positive.” Most commonly, the percent positive is the combination of the top two most positive response options (i.e., excellent/good, very safe/somewhat safe, etc.). On many of the questions in the survey respondents may answer “don’t know.” The proportion of respondents giving this reply is shown in the full set of responses included in the tab “Complete data.” However, these responses have been removed from the analyses presented in most of the tabs. In other words, the tables and graphs display the responses from respondents who had an opinion about a specific item.

## Comparisons to benchmarks

NRC’s database of comparative resident opinion is comprised of resident perspectives gathered in surveys from over 600 communities whose residents evaluated the same kinds of topics on The National Community Survey. The comparison evaluations are from the most recent survey completed in each community in the last five years. NRC adds the latest results quickly upon survey completion, keeping the benchmark data fresh and relevant. The communities in the database represent a wide geographic and population range. In each tab, Stafford County’s results are noted as being “higher” than the benchmark, “lower” than the benchmark, or “similar” to the benchmark, meaning that the average rating given by Stafford County residents is statistically similar to or different (greater or lesser) than the benchmark. Being rated as “higher” or “lower” than the benchmark means that Stafford County’s average rating for a particular item was more than 10 points different than the benchmark. If a rating was “much higher” or “much lower,” then Stafford County’s average rating was more than 20 points different when compared to the benchmark.

The survey was administered during the COVID-19 pandemic, a time of challenge for many local governments. While we provide comparisons to national benchmarks, it is important to note that much of the benchmark data was collected prior to the pandemic. This may impact how your County’s 2022 ratings compare to other communities’ ratings from the past five years.

## Methods

### Selecting survey recipients

All households within Stafford County were eligible to participate in the survey. A list of all households within the zip codes serving Stafford County was purchased from Go-Dog Direct based on updated listings from the United States Postal Service. Since some of the zip codes that serve Stafford County households may also serve addresses that lie outside of the community, the exact geographic location of each housing unit was compared to community boundaries using the most current municipal boundary file. Addresses located outside of Stafford County boundaries were removed from the list of potential households to survey. Each address identified as being within county boundaries was further identified as being within one of the 7 areas. From that list, addresses were randomly selected as survey recipients, with multi-family housing units (defined as those with a unit number) sampled at a rate of 5:3 compared to single family housing units.

An individual within each household was selected using the birthday method. The birthday method selects a person within the household by asking the “person whose birthday has most recently passed” to complete the questionnaire. The underlying assumption in this method is that day of birth has no relationship to the way people respond to surveys. This instruction was contained in the introduction of the survey.

### Conducting the survey

The 4,500 randomly selected households received mailings beginning on March 10th, 2022 and the survey remained open for seven weeks. For 1,500 households, the first mailing was a postcard inviting the household to participate in the survey. The next mailing contained a cover letter with instructions, the survey questionnaire, and a postage-paid return envelope. The final mailing contained a reminder letter, another survey, and a postage-paid return envelope. For the remaining 3,000 households, the first mailing was a postcard inviting the household to participate, followed one week later by a reminder postcard. All mailings included a web link to give residents the opportunity to respond to the survey online. All follow-up mailings asked those who had not completed the survey to do so and those who had already done so to refrain from completing the survey again.

The survey was available in English and Spanish. All mailings contained paragraphs in both languages instructing participants on how to complete the survey in their preferred language.

About 2% of the 4,500 mailed invitations or surveys were returned because the household address was vacant or the postal service was unable to deliver the survey as addressed. Of the remaining 4,404 households that received the invitations to participate, 529 completed the survey, providing an overall response rate of 12%. The response rate was calculated using AAPOR’s response rate #2\* for mailed surveys of unnamed persons.

It is customary to describe the precision of estimates made from surveys by a “level of confidence” and accompanying “confidence interval” (or margin of error). A traditional level of confidence, and the one used here, is 95%. The 95% confidence interval can be any size and quantifies the sampling error or imprecision of the survey results because some residents’ opinions are relied on to estimate all residents’ opinions. The margin of error for the Stafford County survey is no greater than plus or minus four percentage points around any given percent reported for all respondents (529 completed surveys).

In addition to the randomly selected “probability sample” of households, a link to an online open participation survey was publicized by Stafford County. The open participation survey was identical to the probability sample survey with two small updates; it included a map at the beginning asking where the respondent lives and a question about where they heard about the survey. The open participation survey was open to all county residents and became available on April 14th, 2022. The survey remained open for two weeks. The data presented in the following tabs exclude the open participation survey data, but a tab at the end provides the complete frequency of responses to questions by the open participation respondents.

## Analyzing the data

Responses from mailed surveys were entered into an electronic dataset using a “key and verify” method, where all responses are entered twice and compared to each other. Any discrepancies were resolved in comparison to the original survey form. Range checks as well as other forms of quality control were also performed. Responses from surveys completed on Polco were downloaded and merged with the mailed survey responses.

The demographics of the survey respondents were compared to those found in the 2010 Census and 2019 American Community Survey estimates for adults in Stafford County. The primary objective of weighting survey data is to make the survey respondents reflective of the larger population of the community. The characteristics used for weighting were age, sex, race, Hispanic origin, housing type, housing tenure, and area. No adjustments were made for design effects. Weights were calculated using an iterative, multiplicative raking model known as the ANES Weighting Algorithm.\* The results of the weighting scheme for the probability sample are presented in the following table.

NRC aligns demographic labels with those used by the U.S. Census for reporting purposes, when possible. Some categories (e.g., age, race/Hispanic origin, housing type, and length of residency) are combined into smaller subgroups.

		Unweighted	Weighted	Target*
Age	18-34	4%	20%	31%
	35-54	34%	46%	39%
	55+	62%	34%	29%
Area	Area 1	18%	16%	15%
	Area 2	14%	14%	14%
	Area 3	10%	15%	14%
	Area 4	13%	15%	14%
	Area 5	9%	12%	13%
	Area 6	23%	15%	17%
	Area 7	14%	13%	12%
Hispanic origin	No, not Spanish, Hispanic, or Latino	93%	88%	88%
	Spanish, Hispanic, or Latino	7%	12%	12%
Housing tenure	Own	93%	77%	77%
	Rent	7%	23%	23%
Housing type	Attached	12%	25%	25%
	Detached	88%	75%	75%
Race & Hispanic origin	Not white alone	28%	36%	36%
	White alone, not Hispanic or Latino	72%	64%	64%
Sex	Female	50%	52%	50%
	Male	50%	48%	50%
Sex/age	Female 18-34	2%	11%	15%
	Female 35-54	19%	23%	20%
	Female 55+	29%	18%	15%
	Male 18-34	2%	9%	17%
	Male 35-54	16%	23%	19%
	Male 55+	33%	16%	14%

The survey datasets were analyzed using all or some of a combination of the Statistical Package for the Social Sciences (SPSS), R, Python, and Tableau. For the most part, the percentages presented in the reports represent the “percent positive.” The percent positive is the combination of the top two most positive response options (i.e., excellent/good, very safe/somewhat safe, essential/very important, etc.), or, in the case of resident behaviors/participation, the percent positive represents the proportion of respondents indicating “yes” or participating in an activity at least once a month.

On many of the questions in the survey respondents may answer “don’t know.” The proportion of respondents giving this reply is shown in the full set of responses included in the tab “Complete data”. However, these responses have been removed from the analyses presented in the reports. In other words, the tables and graphs display the responses from respondents who had an opinion about a specific item.

## Contact

Stafford County funded this research. Please contact Andrew Spence of Stafford County at [aspence@staffordcountyva.gov](mailto:aspence@staffordcountyva.gov) if you have any questions about the survey.

## Survey Validity

See the Polco Knowledge Base article on survey validity at <https://info.polco.us/knowledge/statistical-vali>

\* See AAPOR’s Standard Definitions for more information at

<https://www.aapor.org/Publications-Media/AAPOR-Journals/Standard-Definitions.aspx>

\* Pasek, J. (2010). ANES Weighting Algorithm. Retrieved from

<https://web.stanford.edu/group/iriss/cgi-bin/anesrake/resources/RakingDescription.pdf>

\* Targets come from the 2010 Census and 2019 American Community Survey

## Highlights

### **Stafford County residents enjoy a positive quality of life and a strong sense of safety.**

Three-quarters of survey participants positively rated Stafford County as a place to live and as a place to raise children, and about two-thirds gave high marks to the overall quality of life in the county. At least 7 in 10 would also recommend living in Stafford County to others and planned to remain in the county for the next five years.

Overall feelings of safety likely contribute to the positive quality of life residents experience. In a custom survey question unique to Stafford County, virtually all respondents (99%) rated feeling safe at home and in the community as essential or very important to maintaining the county's sense of community. To that end, most residents indicated that they felt safe in their neighborhoods (93%) and in Stafford County's downtown/commercial area (81%) during the day. Three-quarters also positively rated the overall feeling of safety in the county, and about 8 in 10 reported feeling safe from violent crime, property crime, and natural disasters. In addition, most safety-related services on the survey received high marks from at least three-quarters of respondents. About 8 in 10 residents gave excellent or good evaluations to the county's fire services, ambulance/EMS, police/sheriff services, and animal control, and three-quarters did the same for crime prevention and fire prevention/education services. All of these ratings were on par with comparison communities across the country.

### **Residents appreciate many aspects of the county's economy and highlight some potential areas for growth.**

About 6 in 10 residents gave high marks to the overall economic health of the county, on par with comparison communities nationwide. At least half were pleased with Stafford County as a place to work and the overall quality of business and service establishments in the county. Shopping opportunities and employment opportunities were also similar to national averages, with about 4 in 10 offering excellent or good reviews. However, a few items within this facet of community livability received scores lower than the benchmark. Stafford County as a place to visit and the variety of business and service establishments were both rated favorably by 4 in 10 respondents, and only about one-third were satisfied with the county's economic development and the vibrancy of the county's downtown/commercial area. These ratings were lower than those seen in other communities nationwide. Residents also raised concerns about the economy's impact on their own finances. About 38% of respondents indicated that the COVID-19 pandemic has negatively impacted their household income, and 50% anticipated that the economy would have a negative impact on their family income over the next six months.

### **Mobility may be an area of opportunity for the community.**

Survey items pertaining to mobility in Stafford County tended to score lower than national averages, indicating another potential area of focus. Roughly half of respondents offered positive reviews for the ease of public parking, as well as the county's traffic enforcement services and traffic signal timing, all of which were on par with comparison communities. However, evaluations for all other mobility-related items and services fell below the benchmarks. Fewer than 4 in 10 residents rated the ease of travel by car as excellent or good, and about one-third gave positive marks to services such as sidewalk maintenance, snow removal, and street lighting and cleaning. Roughly 2 in 10 favorably rated the ease of walking in the county, street repair services, and traffic flow on major streets. In the custom question in which residents were asked to consider the importance of various items that contribute to the county's sense of community, having neighborhoods that are easy to walk around was rated essential or very important by 86% of respondents, and 82% also gave high importance to easy access to amenities such as parks and shopping.

### **Residents value the county's utility infrastructure.**

When asked which aspects of the community the County should focus on in the next two years, 93% of residents identified the overall utility infrastructure as a priority. More than half gave high marks to the quality of the utility infrastructure in Stafford County, on par with peer comparison communities nationwide. Ratings for the county's sewer services, drinking water, and garbage collection were strong, with 7 in 10 residents offering positive reviews. About 4 in 10 gave excellent or good reviews to affordable high-speed internet access, also similar to the national average. In a custom question related to internet access in the county, residents offered positive evaluations of their primary internet access (83% excellent or good) and primary internet speed (77%), with lower ratings for affordability of internet options (42%) and variety of options available (37%).

## Facets of livability

Resident perceptions of quality and importance for each of the facets of community livability provide an overview of community strengths and challenges that are useful for planning, budgeting and performance evaluation. The charts below show the proportion of residents who rated the community facets positively for quality and the priority (importance) placed on each. Also displayed is whether local ratings were lower, similar, or higher than communities across the country (the national benchmark).

Please rate each of the following characteristics as they relate to Stafford County as a whole.

(% excellent or good)

		vs. benchmark*
Overall economic health of Stafford County	61%	Similar
Overall quality of the transportation system (auto, bicycle, foot, bus) in Stafford County	27%	Much lower
Overall design or layout of Stafford County's residential and commercial areas (e.g., homes, buildings, streets, parks, etc.)	34%	Lower
Overall quality of the utility infrastructure in Stafford County (water, sewer, storm water, electric/gas, broadband)	55%	Similar
Overall feeling of safety in Stafford County	75%	Similar
Overall quality of the natural environment in Stafford County	60%	Lower
Overall quality of parks and recreation opportunities	63%	Lower
Overall health and wellness opportunities in Stafford County	57%	Similar
Overall opportunities for education, culture, and the arts	42%	Lower
Residents' connection and engagement with their community	42%	Lower

Please rate how important, if at all, you think it is for the Stafford County community to focus on each of the following in the coming two years.

(% essential or very important)

Overall economic health of Stafford County	88%	Similar
Overall quality of the transportation system (auto, bicycle, foot, bus) in Stafford County	75%	Similar
Overall design or layout of Stafford County's residential and commercial areas (e.g., homes, buildings, streets, parks, etc.)	84%	Similar
Overall quality of the utility infrastructure in Stafford County (water, sewer, storm water, electric/gas, broadband)	93%	Similar
Overall feeling of safety in Stafford County	87%	Similar
Overall quality of the natural environment in Stafford County	79%	Similar
Overall quality of parks and recreation opportunities	79%	Similar
Overall health and wellness opportunities in Stafford County	73%	Similar
Overall opportunities for education, culture, and the arts	76%	Similar
Residents' connection and engagement with their community	65%	Similar

\* Comparison to the national benchmark is shown. If no comparison is available, this is left blank.

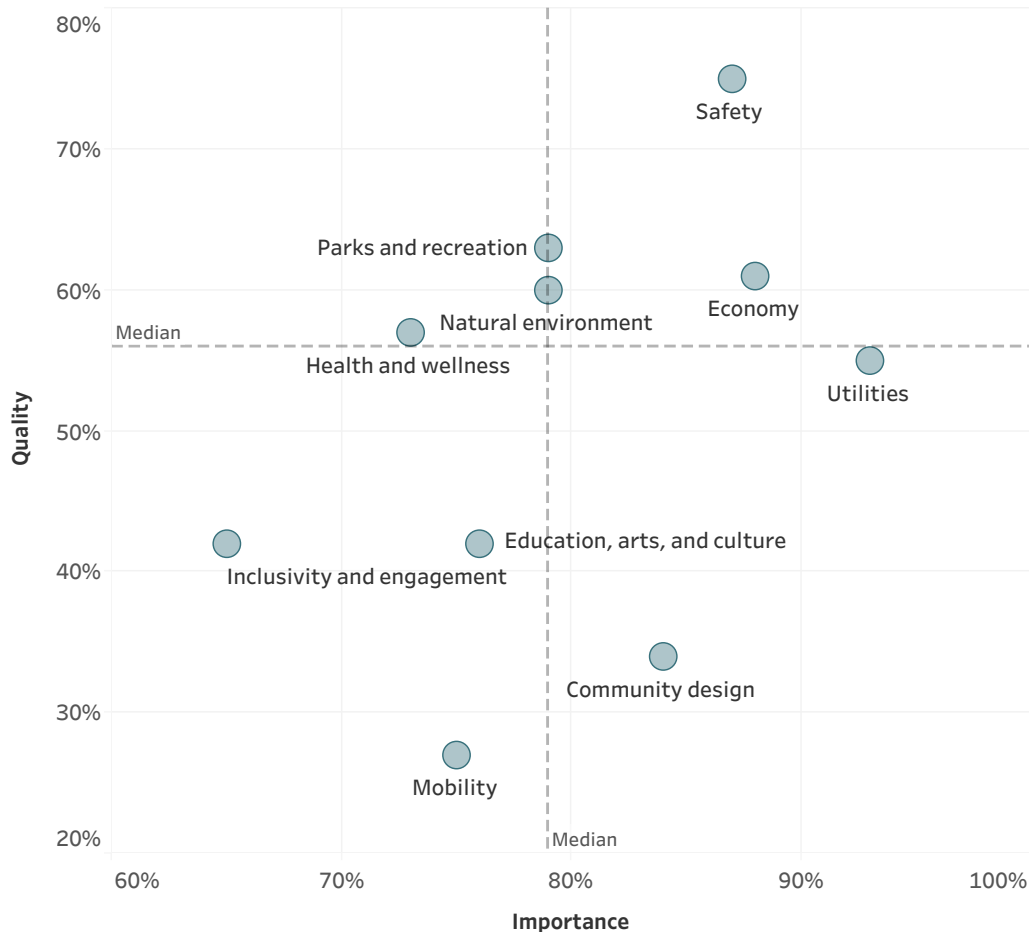
## Balancing performance and importance

Every jurisdiction must balance limited resources while meeting resident needs and striving to optimize community livability. To this end, it is helpful to know what aspects of the community are most important to residents and which they perceive as being of higher or lower quality. It is especially helpful to know when a facet of livability is considered of high importance but rated as lower quality, as this should be a top priority to address.

To help guide County staff and officials with decisions on future resource allocation, resident ratings of the importance of services were compared to their ratings of the quality of these services. To identify the services perceived by residents to have relatively lower quality at the same time as relatively higher importance, all services were ranked from highest perceived quality to lowest perceived quality and from highest perceived importance to lowest perceived importance. Some services were in the top half of both lists (higher quality and higher importance); some were in the top half of one list but the bottom half of the other (higher quality and lower importance or lower quality and higher importance); and some services were in the bottom half of both lists.

Services receiving quality ratings of excellent or good by 56% or more of respondents were considered of “higher quality” and those with ratings lower than 56% were considered to be of “lower quality.” Services were classified as “more important” if they were rated as essential or very important by 79% or more of respondents. Services were rated as “less important” if they received a rating of less than 79%. This classification uses the median ratings for quality and importance to divide the services in half.

The quadrants in the figure below show which community facets were given higher or lower importance ratings (right-left) and which had higher or lower quality ratings (up-down). Facets of livability falling closer to a diagonal line from the lower left to the upper right are those where performance ratings are more commensurate with resident priorities. Facets scoring closest to the lower right hand corner of the matrix (higher in importance and lower in quality) are those that may warrant further investigation to see if changes to their delivery are necessary to improve their performance. This is the key part of this chart on which to focus. Facets falling in the top left hand corner of the chart (lower in importance but higher in quality) are areas where performance may outscore resident priorities, and may be a consideration for lower resource allocation.

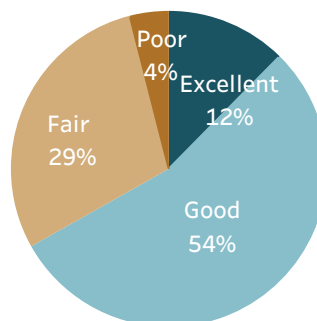




## Quality of life

Measuring community livability starts with assessing the quality of life of those who live there, and ensuring that the community is attractive, accessible, and welcoming to all.

The overall quality of life in Stafford County



Please rate each of the following aspects of quality of life in Stafford County.  
(% excellent or good)

		vs. benchmark*
Stafford County as a place to live	74%	Similar
The overall quality of life in Stafford County	67%	Similar

Please indicate how likely or unlikely you are to do each of the following.  
(% very or somewhat likely)

Remain in Stafford County for the next five years	75%	Similar
Recommend living in Stafford County to someone who asks	71%	Lower

Please rate each of the following in the Stafford County community.  
(% excellent or good)

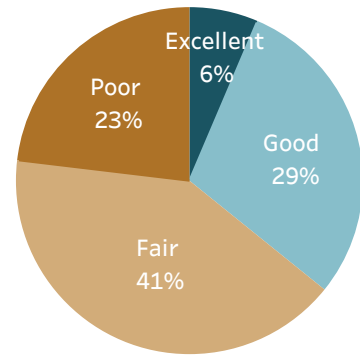
Overall image or reputation of Stafford County	57%	Similar
--	-----	---------

\* Comparison to the national benchmark is shown. If no comparison is available, this is left blank.

## Governance

Strong local governments produce results that meet the needs of residents while making the best use of available resources, and are responsive to the present and future needs of the community as a whole.

Overall confidence in Stafford County government



Please rate the quality of each of the following services in Stafford County. Keep in mind that the County may not provide some of these services.

(% excellent or good)

		vs. benchmark*
Overall customer service by Stafford County employees (police, receptionists, planners, etc.)	71%	Similar
Public information services	49%	Similar

Please rate the following categories of Stafford County government performance.

(% excellent or good)

Treating residents with respect	58%	Similar
Treating all residents fairly	57%	Similar
Being honest	43%	Similar
Generally acting in the best interest of the community	38%	Lower
Overall confidence in Stafford County government	37%	Similar
Being open and transparent to the public	36%	Similar
The job Stafford County government does at welcoming resident involvement	35%	Lower
The value of services for the taxes paid to Stafford County	34%	Lower
Informing residents about issues facing the community	33%	Lower
The overall direction that Stafford County is taking	32%	Lower

Overall, how would you rate the quality of the services provided by each of the following?  
(% excellent or good)

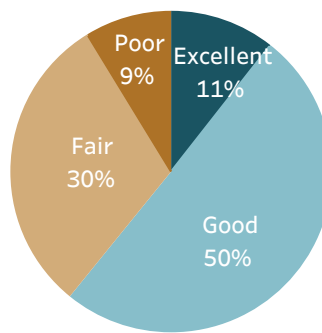
Stafford County	54%	Lower
The Federal Government	39%	Similar

\* Comparison to the national benchmark is shown. If no comparison is available, this is left blank.

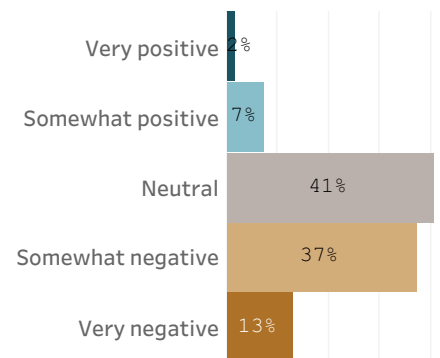
## Economy

Local governments work together with private and nonprofit businesses, and with the community at large, to foster sustainable growth, create jobs, and promote a thriving local economy.

Overall economic health of Stafford County



What impact, if any, do you think the economy will have on your family income in the next 6 months? Do you think the impact will be:



Please rate each of the following aspects of quality of life in Stafford County.  
(% excellent or good)

		vs. benchmark*
Stafford County as a place to work	57%	Similar
Stafford County as a place to visit	44%	Lower

Please rate each of the following characteristics as they relate to Stafford County as a whole.  
(% excellent or good)

Overall economic health of Stafford County	61%	Similar
--	-----	---------

Please rate each of the following in the Stafford County community.  
(% excellent or good)

Overall quality of business and service establishments in Stafford County	54%	Similar
Shopping opportunities	44%	Similar
Employment opportunities	43%	Similar
Variety of business and service establishments in Stafford County	40%	Lower
Vibrancy of downtown/commercial area	33%	Lower
Cost of living in Stafford County	30%	Similar

Please rate the quality of each of the following services in Stafford County. Keep in mind that the County may not provide some of these services.  
(% excellent or good)

Economic development	35%	Lower
----------------------	-----	-------

What impact, if any, do you think the economy will have on your family income in the next 6 months? Do you think the impact will be:  
(% very or somewhat positive)

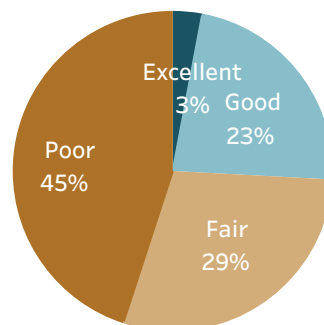
What impact, if any, do you think the economy will have on your family income in the next 6 months? Do you think the impact will be:	9%	Lower
--	----	-------

\* Comparison to the national benchmark is shown. If no comparison is available, this is left blank.

## Mobility

The ease with which residents can move about their communities, whether for commuting, leisure, or recreation, plays a major role in the quality of life for all who live, work, and play in the community.

Overall quality of the transportation system in Stafford County



Please rate each of the following characteristics as they relate to Stafford County as a whole.

(% excellent or good)

vs.  
benchmark\*

Overall quality of the transportation system (auto, bicycle, foot, bus) in Stafford County	27%	Much lower
--	-----	------------

Please also rate each of the following in the Stafford County community.

(% excellent or good)

Ease of public parking	53%	Similar
Ease of travel by car in Stafford County	38%	Lower
Ease of walking in Stafford County	20%	Much lower
Traffic flow on major streets	18%	Much lower
Ease of travel by bicycle in Stafford County	13%	Much lower
Ease of travel by public transportation in Stafford County	11%	Much lower

Please indicate whether or not you have done each of the following in the last 12 months.

(% yes)

Carpooled with other adults or children instead of driving alone	39%	Similar
Walked or biked instead of driving	27%	Much lower
Used bus, rail, subway, or other public transportation instead of driving	12%	Similar

Please rate the quality of each of the following services in Stafford County. Keep in mind that the County may not provide some of these services.

(% excellent or good)

Traffic enforcement	48%	Similar
Traffic signal timing	46%	Similar

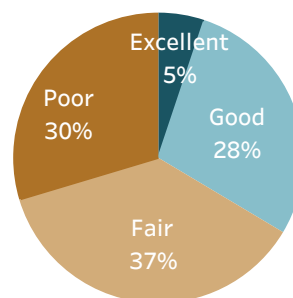
Sidewalk maintenance	36%	Lower
Snow removal	35%	Lower
Street lighting	35%	Lower
Street cleaning	33%	Much lower
Bus or transit services	29%	Lower
Street repair	26%	Lower

\* Comparison to the national benchmark is shown. If no comparison is available, this is left blank.

## Community design

A well-designed community enhances the quality of life for its residents by encouraging smart land use and zoning, ensuring that affordable housing is accessible to all, and providing access to parks and other green spaces.

Overall design or layout of Stafford County's residential and commercial areas



Please rate each of the following characteristics as they relate to Stafford County as a whole.

(% excellent or good)

vs.  
benchmark\*

Overall design or layout of Stafford County's residential and commercial areas (e.g., homes, buildings, streets, parks, etc.)

34%

Lower

Please rate each of the following aspects of quality of life in Stafford County.

(% excellent or good)

Your neighborhood as a place to live

84%

Similar

Please also rate each of the following in the Stafford County community.

(% excellent or good)

Preservation of the historical or cultural character of the community

52%

Similar

Overall appearance of Stafford County

49%

Lower

Variety of housing options

41%

Similar

Well-designed neighborhoods

40%

Lower

Overall quality of new development in Stafford County

38%

Lower

Public places where people want to spend time

30%

Much lower

Well-planned residential growth

23%

Much lower

Availability of affordable quality housing

22%

Similar

Well-planned commercial growth

21%

Lower

Please rate the quality of each of the following services in Stafford County. Keep in mind that the County may not provide some of these services.

(% excellent or good)

Code enforcement (weeds, abandoned buildings, etc.)

32%

Lower

Land use, planning, and zoning

25%

Lower

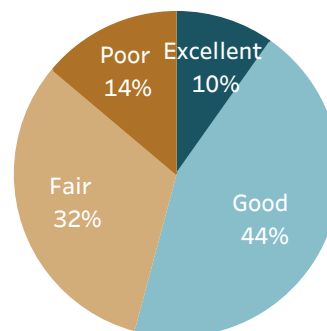
\* Comparison to the national benchmark is shown. If no comparison is available, this is left blank.



## Utilities

Services such as water, gas, electricity, and internet access play a vital role in ensuring the physical and economic health and well-being of the communities they serve.

Overall quality of the utility infrastructure in Stafford County



Please rate each of the following characteristics as they relate to Stafford County as a whole.

(% excellent or good)

		vs. benchmark*
Overall quality of the utility infrastructure in Stafford County (water, sewer, storm water, electric/gas, broadband)	55%	Similar

Please rate the quality of each of the following services in Stafford County. Keep in mind that the County may not provide some of these services.

(% excellent or good)

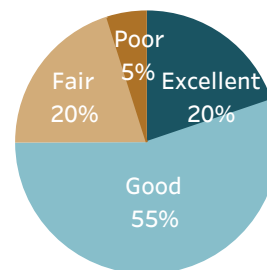
Sewer services	76%	Similar
Drinking water	73%	Similar
Garbage collection	70%	Similar
Storm water management (storm drainage, dams, levees, etc.)	64%	Similar
Utility billing	62%	Similar
Power (electric and/or gas) utility	60%	Lower
Affordable high-speed internet access	43%	Similar

\* Comparison to the national benchmark is shown. If no comparison is available, this is left blank.

## Safety

Public safety is often the most important task facing local governments. All residents should feel safe and secure in their neighborhoods and in the greater community, and providing robust safety-related services is essential to residents' quality of life.

Overall feeling of safety in Stafford County



Please rate each of the following characteristics as they relate to Stafford County as a whole.

(% excellent or good)

		vs. benchmark*
Overall feeling of safety in Stafford County	75%	Similar

Please rate how safe or unsafe you feel:

(% very or somewhat safe)

In your neighborhood during the day	93%	Similar
From violent crime	83%	Similar
In Stafford County's downtown/commercial area during the day	81%	Similar
From fire, flood, or other natural disaster	79%	Similar
From property crime	78%	Similar

Please rate the quality of each of the following services in Stafford County. Keep in mind that the County may not provide some of these services.

(% excellent or good)

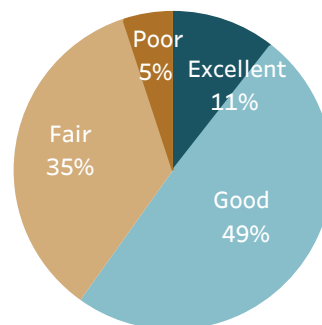
Fire services	87%	Similar
Ambulance or emergency medical services	86%	Similar
Police/Sheriff services	81%	Similar
Animal control	80%	Similar
Crime prevention	79%	Similar
Fire prevention and education	76%	Similar
Emergency preparedness (services that prepare the community for natural disasters or other emergency situations)	45%	Lower

\* Comparison to the national benchmark is shown. If no comparison is available, this is left blank.

## Natural environment

The natural environment plays a vital role in the health and well-being of residents. The natural spaces in which residents live and experience their communities has a direct and profound effect on quality of life.

Overall quality of natural environment in Stafford County



Please rate each of the following characteristics as they relate to Stafford County as a whole.  
(% excellent or good)

		vs. benchmark*
Overall quality of the natural environment in Stafford County	60%	Lower

Please also rate each of the following in the Stafford County community.  
(% excellent or good)

Air quality	75%	Similar
Cleanliness of Stafford County	54%	Lower
Water resources (beaches, lakes, ponds, riverways, etc.)	39%	Lower

Please rate the quality of each of the following services in Stafford County. Keep in mind that the County may not provide some of these services.  
(% excellent or good)

Recycling	58%	Lower
Yard waste pick-up	51%	Lower
Stafford County open space	43%	Lower
Preservation of natural areas (open space, farmlands, and greenbelts)	41%	Lower

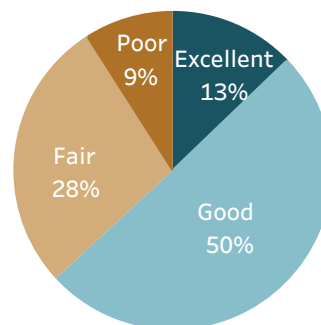
\* Comparison to the national benchmark is shown. If no comparison is available, this is left blank.

## Parks and recreation

"There are no communities that pride themselves on their quality of life, promote themselves as a desirable location for businesses to relocate, or maintain that they are environmental stewards of their natural resources, without such communities having a robust, active system of parks and recreation programs for public use and enjoyment."

- National Recreation and Park Association

Overall quality of the parks and recreation opportunities



Please rate each of the following characteristics as they relate to Stafford County as a whole.

(% excellent or good)

		vs. benchmark*
Overall quality of parks and recreation opportunities	63%	Lower

Please also rate each of the following in the Stafford County community.

(% excellent or good)

Recreational opportunities	43%	Lower
Fitness opportunities (including exercise classes and paths or trails, etc.)	41%	Much lower
Availability of paths and walking trails	37%	Much lower

Please rate the quality of each of the following services in Stafford County. Keep in mind that the County may not provide some of these services.

(% excellent or good)

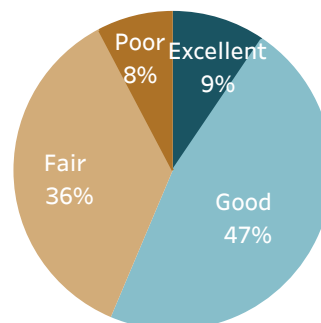
County parks	58%	Lower
Recreation centers or facilities	52%	Lower
Recreation programs or classes	50%	Lower

\* Comparison to the national benchmark is shown. If no comparison is available, this is left blank.

## Health and wellness

The characteristics of and amenities available in the communities in which people live has a direct impact on the health and wellness of residents, and thus, on their quality of life overall.

Overall health and wellness opportunities in Stafford County



Please rate each of the following characteristics as they relate to Stafford County as a whole.

(% excellent or good)

		vs. benchmark*
Overall health and wellness opportunities in Stafford County	57%	Similar

Please also rate each of the following in the Stafford County community.

(% excellent or good)

Availability of preventive health services	53%	Similar
Availability of affordable quality health care	51%	Similar
Availability of affordable quality food	48%	Lower
Availability of affordable quality mental health care	37%	Similar

Please rate the quality of each of the following services in Stafford County. Keep in mind that the County may not provide some of these services.

(% excellent or good)

Health services	79%	Much lower
-----------------	-----	------------

Please rate your overall health.

(% excellent or very good)

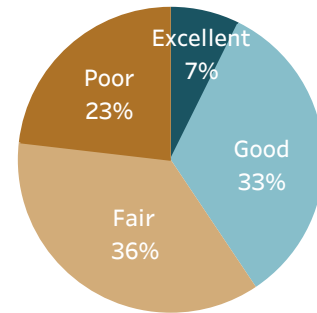
Please rate your overall health.	62%	Similar
----------------------------------	-----	---------

\* Comparison to the national benchmark is shown. If no comparison is available, this is left blank.

## Education, arts, and culture

Participation in the arts, in educational opportunities, and in cultural activities is linked to increased civic engagement, greater social tolerance, and enhanced enjoyment of the local community.

Overall opportunities for education, culture and the arts



Please rate each of the following characteristics as they relate to Stafford County as a whole.  
(% excellent or good)

		vs. benchmark*
Overall opportunities for education, culture, and the arts	42%	Lower

Please also rate each of the following in the Stafford County community.  
(% excellent or good)

K-12 education	59%	Similar
Availability of affordable quality childcare/preschool	37%	Similar
Opportunities to attend special events and festivals	29%	Much lower
Community support for the arts	28%	Much lower
Adult educational opportunities	28%	Lower
Opportunities to attend cultural/arts/music activities	23%	Much lower

Please rate the quality of each of the following services in Stafford County. Keep in mind that the County may not provide some of these services.  
(% excellent or good)

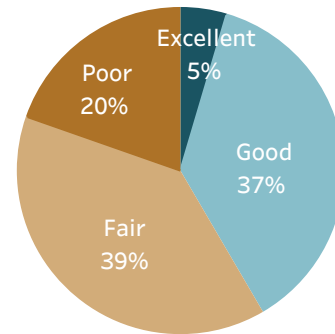
Public library services	80%	Similar
-------------------------	-----	---------

\* Comparison to the national benchmark is shown. If no comparison is available, this is left blank.

## Inclusivity and engagement

Inclusivity refers to a cultural and environmental feeling of belonging; residents who feel invited to participate within their communities feel more included, involved, and engaged than those who do not.

Residents' connection and engagement with their community



Please rate each of the following aspects of quality of life in Stafford County.  
(% excellent or good)

		vs. benchmark*
Stafford County as a place to raise children	75%	Similar
Sense of community	50%	Lower
Stafford County as a place to retire	41%	Lower

Please rate each of the following characteristics as they relate to Stafford County as a whole.  
(% excellent or good)

Residents' connection and engagement with their community	42%	Lower
---	-----	-------

Please rate the job you feel the Stafford County community does at each of the following.  
(% excellent or good)

Attracting people from diverse backgrounds	66%	Similar
Valuing/respecting residents from diverse backgrounds	60%	Similar
Making all residents feel welcome	56%	Similar
Taking care of vulnerable residents (elderly, disabled, homeless, etc.)	46%	Similar

Please also rate each of the following in the Stafford County community.  
(% excellent or good)

Openness and acceptance of the community toward people of diverse backgrounds	56%	Similar
Neighborliness of residents in Stafford County	54%	Similar
Opportunities to volunteer	52%	Lower

Opportunities to participate in community matters	41%	Lower
Sense of civic/community pride	36%	Lower
Opportunities to participate in social events and activities	33%	Lower

\* Comparison to the national benchmark is shown. If no comparison is available, this is left blank.



## Residents' participation levels

Please indicate whether or not you have done each of the following in the last 12 months.

(% yes)

VS...

Voted in your most recent local election	84%	Similar
Contacted Stafford County (in-person, phone, email, or web) for help or information	54%	Similar
Volunteered your time to some group/activity in Stafford County	33%	Similar
Watched (online or on television) a local public meeting	33%	Similar
Attended a local public meeting (of local elected officials like City Council or County Commissioners, advisory boards, town halls, HOA, neighborhood watch, ..	27%	Similar
Contacted Stafford County elected officials (in-person, phone, email, or web) to express your opinion	26%	Similar
Campaigned or advocated for a local issue, cause, or candidate	19%	Similar

In general, how many times do you:


















(% a few times a week or more)

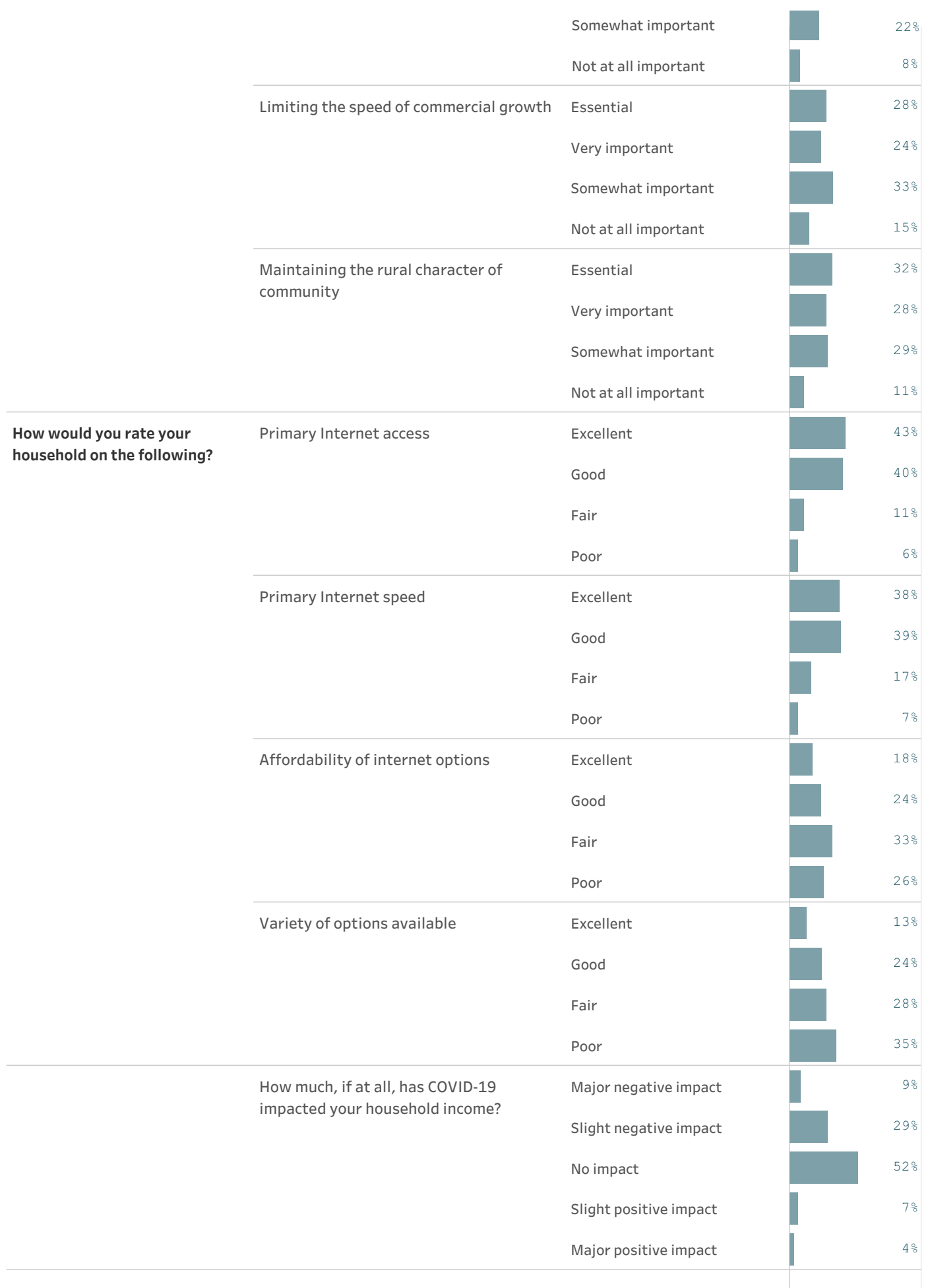
Use or check email	99%	Similar
Access the internet from your home using a computer, laptop, or tablet computer	97%	Similar
Access the internet from your cell phone	94%	Similar
Visit social media sites such as Facebook, Twitter, Nextdoor, etc.	83%	Similar
Shop online	57%	Similar
Share your opinions online	31%	Similar

\* Comparison to the national benchmark is shown. If no comparison is available, this is left blank.

## Custom questions

Below are the complete set of responses to each custom question on the survey. By default, “don’t know” responses are excluded, but may be added to the table using the response filter below.

<b>How important to you, if at all, are each of these aspects to create/preserve a sense of community?</b>	Knowing and being friendly with your neighbors	Essential		31%
		Very important		43%
		Somewhat important		22%
		Not at all important		4%
	Attending community events	Essential		10%
		Very important		32%
		Somewhat important		45%
		Not at all important		13%
	Having informal public spaces to gather such as downtown, parks or community centers	Essential		27%
		Very important		40%
		Somewhat important		28%
		Not at all important		5%
	Easy access to amenities such as parks, shopping, etc.	Essential		35%
		Very important		47%
		Somewhat important		17%
		Not at all important		1%
	Feeling safe at home and in the community	Essential		79%
		Very important		20%
		Somewhat important		1%
		Not at all important		0%
	Having neighborhoods that are easy to walk around	Essential		40%
		Very important		46%
		Somewhat important		12%
		Not at all important		3%
	Limiting the speed of residential growth	Essential		43%
		Very important		27%





## National benchmark tables

This table contains the comparisons of Stafford County's results to those from other communities. The first column shows the comparison of Stafford County's rating to the benchmark. Stafford County's results are noted as being "higher", "lower" or "similar" to the benchmark, meaning that the average rating given by Stafford County residents is statistically similar to or different than the benchmark. The second column is Stafford County's "percent positive." Most commonly, the percent positive is the combination of the top two most positive response options (i.e., excellent/good). The third column is the rank assigned to Stafford County's rating among communities where a similar question was asked. The fourth column is the number of communities that asked a similar question. The fifth column shows the percentile for Stafford County's result -- that is what percent of surveyed communities had a lower rating than Stafford County.

			% positive	Rank	Number of communities	Percentile
<b>Please rate each of the following aspects of quality of life in Stafford County.</b>	Stafford County as a place to live	Similar	74%	335	403	17
	Your neighborhood as a place to live	Similar	84%	192	335	42
	Stafford County as a place to raise children	Similar	75%	286	405	29
	Stafford County as a place to work	Similar	57%	279	388	28
	Stafford County as a place to visit	Lower	44%	294	329	10
	Stafford County as a place to retire	Lower	41%	362	389	7
	The overall quality of life in Stafford County	Similar	67%	368	445	17
	Sense of community	Lower	50%	288	337	14
<b>Please rate each of the following characteristics as they relate to Stafford County as a whole.</b>	Overall economic health of Stafford County	Similar	61%	201	310	35
	Overall quality of the transportation system (auto, bicycle, foot, bus) in Stafford County	Much lower	27%	155	156	1
	Overall design or layout of Stafford County's residential and commercial areas (e.g., homes, buildings, streets, parks, etc.)	Lower	34%	301	303	0
	Overall quality of the utility infrastructure in Stafford County (water, sewer, storm water, electric/gas, broadband)	Similar	55%	125	152	18
	Overall feeling of safety in Stafford County	Similar	75%	264	385	31
	Overall quality of the natural environment in Stafford County	Lower	60%	279	314	11
	Overall quality of parks and recreation opportunities	Lower	63%	143	158	10
	Overall health and wellness opportunities in Stafford County	Similar	57%	253	304	17
	Overall opportunities for education, culture, and the arts	Lower	42%	280	307	9
	Residents' connection and engagement with their community	Lower	42%	139	153	9
<b>Please indicate how likely or unlikely you are to do each of the following.</b>	Recommend living in Stafford County to someone who asks	Lower	71%	281	320	12

<b>Please indicate how likely or unlikely you are to do each of the following.</b>	Remain in Stafford County for the next five years	Similar	75%	281	313	10
<b>Please rate how safe or unsafe you feel:</b>	In your neighborhood during the day	Similar	93%	208	370	43
	In Stafford County's downtown/commercial area during the day	Similar	81%	261	344	24
	From property crime	Similar	78%	84	163	49
	From violent crime	Similar	83%	101	163	37
	From fire, flood, or other natural disaster	Similar	79%	105	151	31
<b>Please rate the job you feel the Stafford County community does at each of the following.</b>	Making all residents feel welcome	Similar	56%	140	159	12
	Attracting people from diverse backgrounds	Similar	66%	50	156	68
	Valuing/respecting residents from diverse backgrounds	Similar	60%	104	157	34
	Taking care of vulnerable residents (elderly, disabled, homeless, etc.)	Similar	46%	117	153	24
<b>Please rate each of the following in the Stafford County community.</b>	Overall quality of business and service establishments in Stafford County	Similar	54%	264	312	15
	Variety of business and service establishments in Stafford County	Lower	40%	133	153	13
	Vibrancy of downtown/commercial area	Lower	33%	253	293	13
	Employment opportunities	Similar	43%	189	341	44
	Shopping opportunities	Similar	44%	217	327	33
	Cost of living in Stafford County	Similar	30%	236	306	23
	Overall image or reputation of Stafford County	Similar	57%	296	383	22
<b>Please also rate each of the following in the Stafford County community.</b>	Traffic flow on major streets	Much lower	18%	344	358	4
	Ease of public parking	Similar	53%	177	283	37
	Ease of travel by car in Stafford County	Lower	38%	317	337	6
	Ease of travel by public transportation in Stafford County	Much lower	11%	267	288	7
	Ease of travel by bicycle in Stafford County	Much lower	13%	339	339	0
	Ease of walking in Stafford County	Much lower	20%	339	339	0
	Well-planned residential growth	Much lower	23%	149	155	4
	Well-planned commercial growth	Lower	21%	150	155	3
	Well-designed neighborhoods	Lower	40%	138	153	10
	Preservation of the historical or cultural character of the community	Similar	52%	131	151	13

**Please also rate each of the following in the Stafford County community.**

Public places where people want to spend time	Much lower	30%	293	299	2
Variety of housing options	Similar	41%	222	315	29
Availability of affordable quality housing	Similar	22%	257	340	24
Overall quality of new development in Stafford County	Lower	38%	296	333	11
Overall appearance of Stafford County	Lower	49%	314	371	15
Cleanliness of Stafford County	Lower	54%	281	341	17
Water resources (beaches, lakes, ponds, riverways, etc.)	Lower	39%	111	139	20
Air quality	Similar	75%	212	294	28
Availability of paths and walking trails	Much lower	37%	323	343	6
Fitness opportunities (including exercise classes and paths or trails, etc.)	Much lower	41%	283	295	4
Recreational opportunities	Lower	43%	302	326	7
Availability of affordable quality food	Lower	48%	262	290	10
Availability of affordable quality health care	Similar	51%	233	303	23
Availability of preventive health services	Similar	53%	215	286	25
Availability of affordable quality mental health care	Similar	37%	211	286	26
Opportunities to attend cultural/arts/music activities	Much lower	23%	315	323	2
Community support for the arts	Much lower	28%	149	152	2
Availability of affordable quality childcare/preschool	Similar	37%	224	301	25
K-12 education	Similar	59%	220	308	28
Adult educational opportunities	Lower	28%	266	292	9
Sense of civic/community pride	Lower	36%	142	152	7
Neighborliness of residents in Stafford County	Similar	54%	230	299	23
Opportunities to participate in social events and activities	Lower	33%	298	306	2
Opportunities to attend special events and festivals	Much lower	29%	312	313	0
Opportunities to volunteer	Lower	52%	282	303	7
Opportunities to participate in community matters	Lower	41%	293	307	4
Openness and acceptance of the community toward people of diverse backgrounds	Similar	56%	219	331	34

Please indicate whether or not you have done each of the following in the last 12 months.	Contacted Stafford County (in-person, phone, email, or web) for help or information	Similar	54%	72	360	80
	Contacted Stafford County elected officials (in-person, phone, email, or web) to express your opinion	Similar	26%	29	301	90
	Attended a local public meeting (of local elected officials like City Council or County Commissioners, advisory boards, town halls, HOA, n..	Similar	27%	50	300	83
	Watched (online or on television) a local public meeting	Similar	33%	53	279	81
	Volunteered your time to some group/activity in Stafford County	Similar	33%	160	305	47
	Campaigned or advocated for a local issue, cause, or candidate	Similar	19%	158	289	45
	Voted in your most recent local election	Similar	84%	35	154	77
	Used bus, rail, subway, or other public transportation instead of driving	Similar	12%	156	271	42
	Carpooled with other adults or children instead of driving alone	Similar	39%	182	294	38
	Walked or biked instead of driving	Much lower	27%	293	298	2
Please rate the quality of each of the following services in Stafford County. Keep in mind that the County may not provide some of these services.	Public information services	Similar	49%	294	325	9
	Economic development	Lower	35%	285	316	10
	Traffic enforcement	Similar	48%	318	385	17
	Traffic signal timing	Similar	46%	251	305	18
	Street repair	Lower	26%	324	385	16
	Street cleaning	Much lower	33%	310	326	5
	Street lighting	Lower	35%	359	366	1
	Snow removal	Lower	35%	275	285	3
	Sidewalk maintenance	Lower	36%	294	331	11
	Bus or transit services	Lower	29%	241	283	15
	Land use, planning, and zoning	Lower	25%	323	329	2
	Code enforcement (weeds, abandoned buildings, etc.)	Lower	32%	352	385	8
	Affordable high-speed internet access	Similar	43%	100	148	33
	Garbage collection	Similar	70%	329	361	9
	Drinking water	Similar	73%	178	328	46
	Sewer services	Similar	76%	222	330	33
	Storm water management (storm drainage, dams, levees, etc.)	Similar	64%	223	353	37



Please rate the quality of each of the following services in Stafford County. Keep in mind that the County may not provide some of these services.	Power (electric and/or gas) utility	Lower	60%	239	249	4
	Utility billing	Similar	62%	241	281	14
	Police/Sheriff services	Similar	81%	198	436	54
	Crime prevention	Similar	79%	168	384	56
	Animal control	Similar	80%	48	348	86
	Ambulance or emergency medical services	Similar	86%	251	348	28
	Fire services	Similar	87%	287	381	24
	Fire prevention and education	Similar	76%	223	319	30
	Emergency preparedness (services that prepare the community for natural disasters or other emergency situations)	Lower	45%	298	317	6
	Preservation of natural areas (open space, farmlands, and greenbelts)	Lower	41%	292	298	2
	Stafford County open space	Lower	43%	273	287	5
	Recycling	Lower	58%	319	365	12
	Yard waste pick-up	Lower	51%	282	307	8
	County parks	Lower	58%	318	343	7
	Recreation programs or classes	Lower	50%	297	337	12
	Recreation centers or facilities	Lower	52%	266	310	14
	Health services	Much lower	79%	277	277	0
	Public library services	Similar	80%	259	353	26
	Overall customer service by Stafford County employees (police, receptionists, planners, etc.)	Similar	71%	258	400	35
Please rate the following categories of Stafford County government performance.	The value of services for the taxes paid to Stafford County	Lower	34%	361	408	11
	The overall direction that Stafford County is taking	Lower	32%	338	356	5
	The job Stafford County government does at welcoming resident involvement	Lower	35%	319	350	8
	Overall confidence in Stafford County government	Similar	37%	262	311	16
	Generally acting in the best interest of the community	Lower	38%	282	314	10
	Being honest	Similar	43%	246	304	19
	Being open and transparent to the public	Similar	36%	136	158	14
	Informing residents about issues facing the community	Lower	33%	154	164	6

<b>Please rate the following categories of Stafford County government performance.</b>	Treating all residents fairly	Similar	57%	179	311	42
	Treating residents with respect	Similar	58%	112	155	28
<b>Overall, how would you rate the quality of the services provided by each of the following?</b>	Stafford County	Lower	54%	351	405	13
	The Federal Government	Similar	39%	204	291	30
<b>Please rate how important, if at all, you think it is for the Stafford County community to focus on each of the following in the coming two years.</b>	Overall economic health of Stafford County	Similar	88%	212	287	26
	Overall quality of the transportation system (auto, bicycle, foot, bus) in Stafford County	Similar	75%	41	151	73
	Overall design or layout of Stafford County's residential and commercial areas (e.g., homes, buildings, streets, parks, etc.)	Similar	84%	19	287	93
	Overall quality of the utility infrastructure in Stafford County (water, sewer, storm water, electric/gas, broadband)	Similar	93%	45	150	70
	Overall feeling of safety in Stafford County	Similar	87%	213	287	25
	Overall quality of the natural environment in Stafford County	Similar	79%	187	287	34
	Overall quality of parks and recreation opportunities	Similar	79%	116	151	23
	Overall health and wellness opportunities in Stafford County	Similar	73%	164	287	43
	Overall opportunities for education, culture, and the arts	Similar	76%	117	287	59
	Residents' connection and engagement with their community	Similar	65%	256	287	10
<b>In general, how many times do you:</b>	Access the internet from your home using a computer, laptop, or tablet computer	Similar	97%	44	151	71
	Access the internet from your cell phone	Similar	94%	67	151	56
	Visit social media sites such as Facebook, Twitter, Nextdoor, etc.	Similar	83%	31	150	80
	Use or check email	Similar	99%	30	151	80
	Share your opinions online	Similar	31%	66	151	56
	Shop online	Similar	57%	67	151	56
	Please rate your overall health.	Similar	62%	150	293	49
	What impact, if any, do you think the economy will have on your family income in the next 6 months? Do you think the impact will be:	Lower	9%	295	295	0

## Custom benchmark tables

This table contains the comparisons of Stafford County's results to those from other communities selected by City staff for having population and income characteristics similar to Stafford County. The first column shows the comparison of Stafford County's rating to the benchmark. Stafford County's results are noted as being "higher", "lower" or "similar" to the benchmark, meaning that the average rating given by Stafford County residents is statistically similar to or different than the benchmark. The second column is Stafford County's "percent positive." Most commonly, the percent positive is the combination of the top two most positive response options (i.e., excellent/good). The third column is the rank assigned to Stafford County's rating among communities where a similar question was asked. The fourth column is the number of communities that asked a similar question. The fifth column shows the percentile for Stafford County's result -- that is what percent of surveyed communities had a lower rating than Stafford County.

			% positive	Rank	Number of communities	Percentile
Please rate each of the following aspects of quality of life in Stafford County.	Stafford County as a place to live	Lower	74%	30	32	9
	Your neighborhood as a place to live	Similar	84%	15	21	33
	Stafford County as a place to raise children	Similar	75%	25	33	27
	Stafford County as a place to work	Lower	57%	27	32	18
	Stafford County as a place to visit	Much lower	44%	23	23	4
	Stafford County as a place to retire	Lower	41%	30	33	12
	The overall quality of life in Stafford County	Lower	67%	31	33	9
	Sense of community	Similar	50%	22	23	8
Please rate each of the following characteristics as they relate to Stafford County as a whole.	Overall economic health of Stafford County	Similar	61%	13	20	40
	Overall quality of the transportation system (auto, bicycle, foot, bus) in Stafford County	Lower	27%	10	10	10
	Overall design or layout of Stafford County's residential and commercial areas (e.g., homes, buildings, streets, parks, etc.)	Lower	34%	19	19	5
	Overall quality of the utility infrastructure in Stafford County (water, sewer, storm water, electric/gas, broadband)	Similar	55%	8	10	30
	Overall feeling of safety in Stafford County	Similar	75%	18	24	29
	Overall quality of the natural environment in Stafford County	Lower	60%	20	20	5
	Overall quality of parks and recreation opportunities	Lower	63%	10	11	18
	Overall health and wellness opportunities in Stafford County	Similar	57%	15	19	26
	Overall opportunities for education, culture, and the arts	Lower	42%	17	18	11
	Residents' connection and engagement with their community	Similar	42%	10	10	10
Please indicate how likely or unlikely you are to do	Recommend living in Stafford County to someone who asks	Lower	71%	19	21	14

Please rate how likely or unlikely you are to do each of the following.	Remain in Stafford County for the next five years	Lower	75%	19	20	10
Please rate how safe or unsafe you feel:	In your neighborhood during the day	Similar	93%	15	22	36
	In Stafford County's downtown/commercial area during the day	Similar	81%	11	18	44
	From property crime	Similar	78%	8	15	53
	From violent crime	Similar	83%	11	15	33
	From fire, flood, or other natural disaster	Similar	79%	7	9	33
Please rate the job you feel the Stafford County community does at each of the following.	Making all residents feel welcome	Similar	56%	9	10	20
	Attracting people from diverse backgrounds	Similar	66%	4	10	70
	Valuing/respecting residents from diverse backgrounds	Similar	60%	5	10	60
	Taking care of vulnerable residents (elderly, disabled, homeless, etc.)	Similar	46%	9	10	20
Please rate each of the following in the Stafford County community.	Overall quality of business and service establishments in Stafford County	Lower	54%	19	21	14
	Variety of business and service establishments in Stafford County	Lower	40%	11	11	9
	Vibrancy of downtown/commercial area	Much lower	33%	12	13	15
	Employment opportunities	Similar	43%	20	28	32
	Shopping opportunities	Lower	44%	19	22	18
	Cost of living in Stafford County	Similar	30%	11	20	50
	Overall image or reputation of Stafford County	Lower	57%	24	28	17
Please also rate each of the following in the Stafford County community.	Traffic flow on major streets	Much lower	18%	20	20	5
	Ease of public parking	Similar	53%	7	15	60
	Ease of travel by car in Stafford County	Lower	38%	22	24	12
	Ease of travel by public transportation in Stafford County	Lower	11%	16	18	16
	Ease of travel by bicycle in Stafford County	Much lower	13%	22	22	4
	Ease of walking in Stafford County	Much lower	20%	22	22	4
	Well-planned residential growth	Lower	23%	10	10	10
	Well-planned commercial growth	Lower	21%	10	10	10
	Well-designed neighborhoods	Lower	40%	9	10	20
	Preservation of the historical or cultural character of the community	Similar	52%	10	10	10
	Public places where people want to spend time	Much lower	30%	18	18	5

**Please also rate each of the following in the Stafford County community.**

Variety of housing options	Similar	41%	14	20	35
Availability of affordable quality housing	Similar	22%	17	27	40
Overall quality of new development in Stafford County	Lower	38%	17	20	20
Overall appearance of Stafford County	Lower	49%	24	24	4
Cleanliness of Stafford County	Lower	54%	17	20	20
Water resources (beaches, lakes, ponds, riverways, etc.)	Lower	39%	7	8	25
Air quality	Similar	75%	17	20	20
Availability of paths and walking trails	Lower	37%	21	22	9
Fitness opportunities (including exercise classes and paths or trails, etc.)	Lower	41%	16	17	11
Recreational opportunities	Lower	43%	22	22	4
Availability of affordable quality food	Lower	48%	17	18	11
Availability of affordable quality health care	Similar	51%	17	20	20
Availability of preventive health services	Similar	53%	14	16	18
Availability of affordable quality mental health care	Similar	37%	14	17	23
Opportunities to attend cultural/arts/music activities	Much lower	23%	21	21	4
Community support for the arts	Much lower	28%	10	10	10
Availability of affordable quality childcare/preschool	Similar	37%	12	20	45
K-12 education	Similar	59%	13	19	36
Adult educational opportunities	Lower	28%	18	18	5
Sense of civic/community pride	Lower	36%	10	10	10
Neighborliness of residents in Stafford County	Similar	54%	14	17	23
Opportunities to participate in social events and activities	Lower	33%	18	19	10
Opportunities to attend special events and festivals	Much lower	29%	16	16	6
Opportunities to volunteer	Lower	52%	17	18	11
Opportunities to participate in community matters	Lower	41%	18	19	10
Openness and acceptance of the community toward people of diverse backgrounds	Similar	56%	16	24	37
Contacted Stafford County (in-person, phone, email, or web) for help or information	Higher	54%	3	29	93
Contacted Stafford County elected officials (in-person, phone, email, or web) to express your opinion	Similar	26%	2	18	94

Please indicate whether or not you have done each of the following in the last 12 months.	Attended a local public meeting (of local elected officials like City Council or County Commissioners, advisory boards, town halls, HOA, n..	Similar	27%	4	18	83
	Watched (online or on television) a local public meeting	Similar	33%	3	18	88
	Volunteered your time to some group/activity in Stafford County	Similar	33%	10	19	52
	Campaigned or advocated for a local issue, cause, or candidate	Similar	19%	11	17	41
	Voted in your most recent local election	Similar	84%	5	10	60
	Used bus, rail, subway, or other public transportation instead of driving	Similar	12%	10	16	43
	Carpooled with other adults or children instead of driving alone	Similar	39%	12	19	42
	Walked or biked instead of driving	Much lower	27%	19	20	10
Please rate the quality of each of the following services in Stafford County. Keep in mind that the County may not provide some of these services.	Public information services	Similar	49%	19	21	14
	Economic development	Lower	35%	20	22	13
	Traffic enforcement	Similar	48%	17	21	23
	Traffic signal timing	Similar	46%	13	16	25
	Street repair	Lower	26%	19	23	21
	Street cleaning	Lower	33%	13	15	20
	Street lighting	Lower	35%	16	17	11
	Snow removal	Lower	35%	21	21	4
	Sidewalk maintenance	Similar	36%	14	16	18
	Bus or transit services	Similar	29%	14	18	27
	Land use, planning, and zoning	Lower	25%	22	22	4
	Code enforcement (weeds, abandoned buildings, etc.)	Lower	32%	19	23	21
	Affordable high-speed internet access	Similar	43%	6	10	50
	Garbage collection	Similar	70%	23	24	8
	Drinking water	Similar	73%	12	19	42
	Sewer services	Similar	76%	12	20	45
	Storm water management (storm drainage, dams, levees, etc.)	Similar	64%	11	22	54
	Power (electric and/or gas) utility	Lower	60%	10	11	18
	Utility billing	Similar	62%	11	14	28
	Police/Sheriff services	Similar	81%	15	32	56





























Please rate the quality of each of the following services in Stafford County. Keep in mind that the County may not provide some of these services.	Crime prevention	Similar	79%	7	22	72
	Animal control	Similar	80%	3	25	92
	Ambulance or emergency medical services	Similar	86%	15	23	39
	Fire services	Similar	87%	17	24	33
	Fire prevention and education	Similar	76%	14	18	27
	Emergency preparedness (services that prepare the community for natural disasters or other emergency situations)	Lower	45%	22	24	12
	Preservation of natural areas (open space, farmlands, and greenbelts)	Lower	41%	17	18	11
	Stafford County open space	Lower	43%	15	17	17
	Recycling	Lower	58%	27	29	10
	Yard waste pick-up	Lower	51%	14	16	18
	County parks	Lower	58%	21	23	13
	Recreation programs or classes	Lower	50%	19	21	14
	Recreation centers or facilities	Similar	52%	16	19	21
	Health services	Much lower	79%	20	20	5
	Public library services	Similar	80%	23	29	24
	Overall customer service by Stafford County employees (police, receptionists, planners, etc.)	Similar	71%	20	30	34
Please rate the following categories of Stafford County government performance.	The value of services for the taxes paid to Stafford County	Similar	34%	26	30	16
	The overall direction that Stafford County is taking	Lower	32%	22	24	12
	The job Stafford County government does at welcoming resident involvement	Similar	35%	20	23	17
	Overall confidence in Stafford County government	Similar	37%	17	20	20
	Generally acting in the best interest of the community	Lower	38%	21	23	13
	Being honest	Similar	43%	15	19	26
	Being open and transparent to the public	Similar	36%	10	11	18
	Informing residents about issues facing the community	Lower	33%	10	10	10
	Treating all residents fairly	Similar	57%	8	21	66
	Treating residents with respect	Similar	58%	7	10	40
Overall, how would you rate the quality of the services provided by each ..	Stafford County	Similar	54%	30	32	9
	The Federal Government	Similar	39%	10	17	47
































<b>Please rate how important, if at all, you think it is for the Stafford County community to focus on each of the following in the coming two years.</b>	Overall economic health of Stafford County	Similar	88%	14	17	18
	Overall quality of the transportation system (auto, bicycle, foot, bus) in Stafford County	Similar	75%	3	10	80
	Overall design or layout of Stafford County's residential and commercial areas (e.g., homes, buildings, streets, parks, etc.)	Similar	84%	1	17	100
	Overall quality of the utility infrastructure in Stafford County (water, sewer, storm water, electric/gas, broadband)	Similar	93%	3	9	77
	Overall feeling of safety in Stafford County	Similar	87%	10	17	43
	Overall quality of the natural environment in Stafford County	Similar	79%	14	17	18
	Overall quality of parks and recreation opportunities	Similar	79%	9	10	20
	Overall health and wellness opportunities in Stafford County	Similar	73%	14	17	18
	Overall opportunities for education, culture, and the arts	Similar	76%	8	17	56
	Residents' connection and engagement with their community	Similar	65%	15	17	12
<b>In general, how many times do you:</b>	Access the internet from your home using a computer, laptop, or tablet computer	Similar	97%	6	10	50
	Access the internet from your cell phone	Similar	94%	7	10	40
	Visit social media sites such as Facebook, Twitter, Nextdoor, etc.	Similar	83%	3	10	80
	Use or check email	Similar	99%	3	10	80
	Share your opinions online	Similar	31%	5	10	60
	Shop online	Similar	57%	7	10	40
	Please rate your overall health.	Similar	62%	13	18	33
	What impact, if any, do you think the economy will have on your family income in the next 6 months? Do you think the impact will be:	Much lower	9%	19	19	5

































































## Complete set of frequencies
































This dashboard contains a complete set of responses to each question on the survey. By default, "Don't know" responses are excluded, but may be added to the table using the response filter to the right. When a table for a question that only permitted a single response does not total to exactly 100%, it is due to the common practice of percentages being rounded to the nearest whole number.

<b>Please rate each of the following aspects of quality of life in Stafford County.</b>	Stafford County as a place to live	Excellent		20%
		Good		54%
		Fair		22%
		Poor		5%
	Your neighborhood as a place to live	Excellent		37%
		Good		46%
		Fair		14%
		Poor		3%
	Stafford County as a place to raise children	Excellent		20%
		Good		54%
		Fair		21%
		Poor		4%
	Stafford County as a place to work	Excellent		14%
		Good		41%
		Fair		27%
		Poor		17%
	Stafford County as a place to visit	Excellent		9%
		Good		34%
		Fair		32%
		Poor		25%
	Stafford County as a place to retire	Excellent		13%
		Good		28%
		Fair		29%
		Poor		31%
	The overall quality of life in Stafford County	Excellent		12%
		Good		54%
		Fair		29%
		Poor		4%

<b>Please rate each of the following aspects of quality of life in Stafford County.</b>	Sense of community	Excellent		9%
		Good		40%
		Fair		32%
		Poor		18%
<b>Please rate each of the following characteristics as they relate to Stafford County as a whole.</b>	Overall economic health of Stafford County	Excellent		11%
		Good		50%
		Fair		30%
		Poor		9%
	Overall quality of the transportation system (auto, bicycle, foot, bus) in Stafford County	Excellent		3%
		Good		23%
		Fair		29%
		Poor		45%
	Overall design or layout of Stafford County's residential and commercial areas (e.g., homes, buildings, streets, parks, etc.)	Excellent		5%
		Good		28%
		Fair		37%
		Poor		30%
	Overall quality of the utility infrastructure in Stafford County (water, sewer, storm water, electric/gas, broadband)	Excellent		10%
		Good		44%
		Fair		32%
		Poor		14%
	Overall feeling of safety in Stafford County	Excellent		20%
		Good		55%
		Fair		20%
		Poor		5%
	Overall quality of the natural environment in Stafford County	Excellent		11%
		Good		49%
		Fair		35%
		Poor		5%
	Overall quality of parks and recreation opportunities	Excellent		13%
		Good		50%
		Fair		28%

Please rate each of the following characteristics as they relate to Stafford County as a whole.	Overall quality of parks and recreation opportunities	Poor		9%
	Overall health and wellness opportunities in Stafford County	Excellent		9%
		Good		47%
		Fair		36%
		Poor		8%
	Overall opportunities for education, culture, and the arts	Excellent		7%
		Good		33%
		Fair		36%
		Poor		23%
	Residents' connection and engagement with their community	Excellent		5%
		Good		37%
		Fair		39%
		Poor		20%
Please indicate how likely or unlikely you are to do each of the following.	Recommend living in Stafford County to someone who asks	Very likely		23%
		Somewhat likely		48%
		Somewhat unlikely		17%
		Very unlikely		12%
	Remain in Stafford County for the next five years	Very likely		48%
		Somewhat likely		26%
		Somewhat unlikely		10%
		Very unlikely		15%
Please rate how safe or unsafe you feel:	In your neighborhood during the day	Very safe		72%
		Somewhat safe		21%
		Neither safe nor unsafe		3%
		Somewhat unsafe		3%
		Very unsafe		1%
	In Stafford County's downtown/commercial area during the day	Very safe		45%
		Somewhat safe		36%
		Neither safe nor unsafe		12%
		Somewhat unsafe		6%
		Very unsafe		1%








<b>Please rate how safe or unsafe you feel:</b>	From property crime	Very safe		34%
		Somewhat safe		45%
		Neither safe nor unsafe		9%
		Somewhat unsafe		10%
		Very unsafe		2%
	From violent crime	Very safe		43%
		Somewhat safe		40%
		Neither safe nor unsafe		10%
		Somewhat unsafe		6%
		Very unsafe		1%
	From fire, flood, or other natural disaster	Very safe		39%
		Somewhat safe		41%
		Neither safe nor unsafe		13%
		Somewhat unsafe		6%
		Very unsafe		2%
<b>Please rate the job you feel the Stafford County community does at each of the following.</b>	Making all residents feel welcome	Excellent		13%
		Good		43%
		Fair		32%
		Poor		13%
	Attracting people from diverse backgrounds	Excellent		19%
		Good		46%
		Fair		25%
		Poor		10%
	Valuing/respecting residents from diverse backgrounds	Excellent		16%
		Good		43%
		Fair		29%
		Poor		11%
	Taking care of vulnerable residents (elderly, disabled, homeless, etc.)	Excellent		8%
		Good		36%
		Fair		40%
		Poor		15%

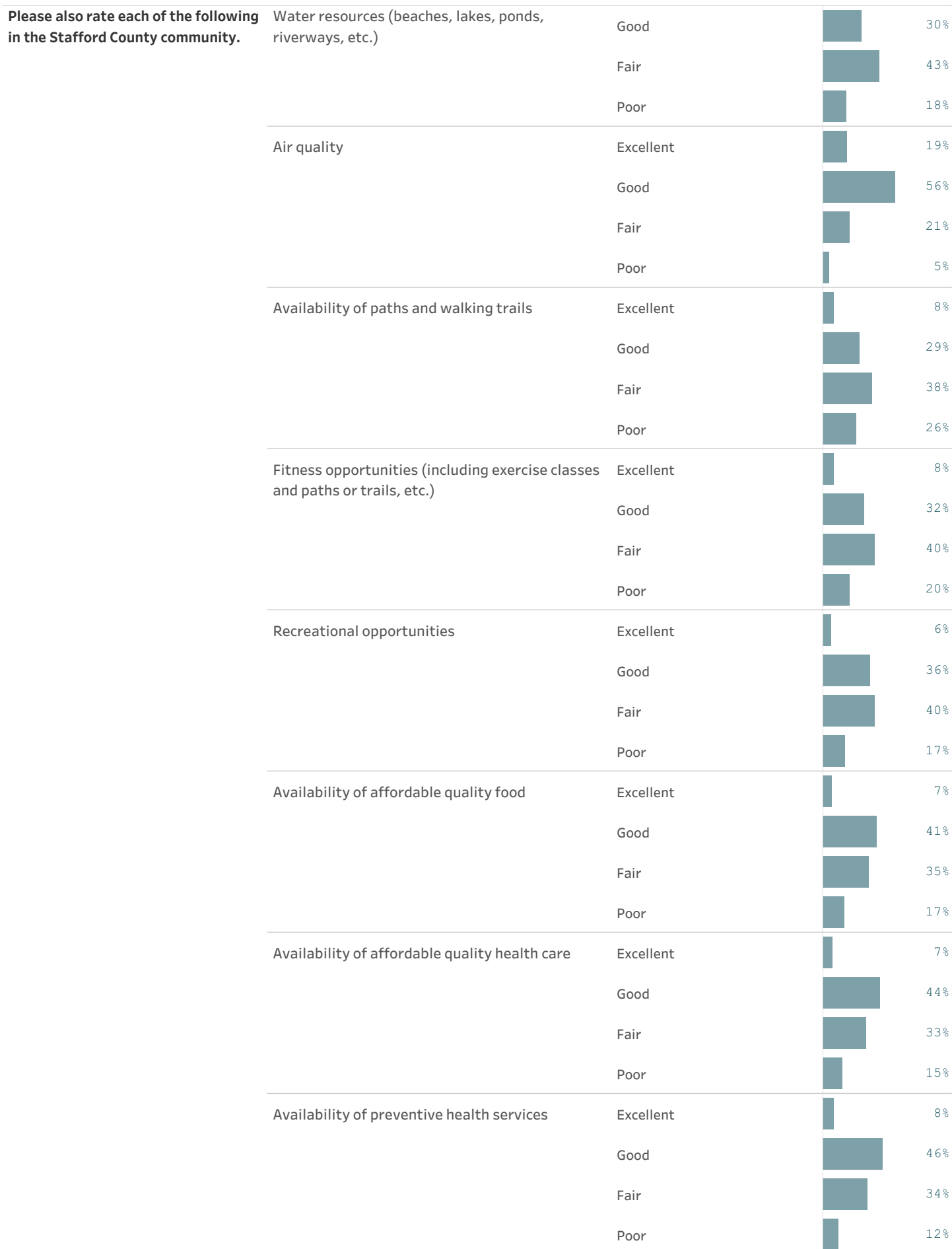
<b>Please rate each of the following in the Stafford County community.</b>	Overall quality of business and service establishments in Stafford County	Excellent		10%
		Good		43%
		Fair		34%
		Poor		13%
	Variety of business and service establishments in Stafford County	Excellent		10%
		Good		30%
		Fair		33%
		Poor		28%
	Vibrancy of downtown/commercial area	Excellent		5%
		Good		27%
		Fair		30%
		Poor		38%
	Employment opportunities	Excellent		8%
		Good		34%
		Fair		36%
		Poor		21%
	Shopping opportunities	Excellent		9%
		Good		34%
		Fair		38%
		Poor		19%
	Cost of living in Stafford County	Excellent		3%
		Good		27%
		Fair		42%
		Poor		28%
	Overall image or reputation of Stafford County	Excellent		8%
		Good		49%
		Fair		34%
		Poor		9%
<b>Please also rate each of the following in the Stafford County community.</b>	Traffic flow on major streets	Excellent		3%
		Good		14%
		Fair		33%

Please also rate each of the following in the Stafford County community.

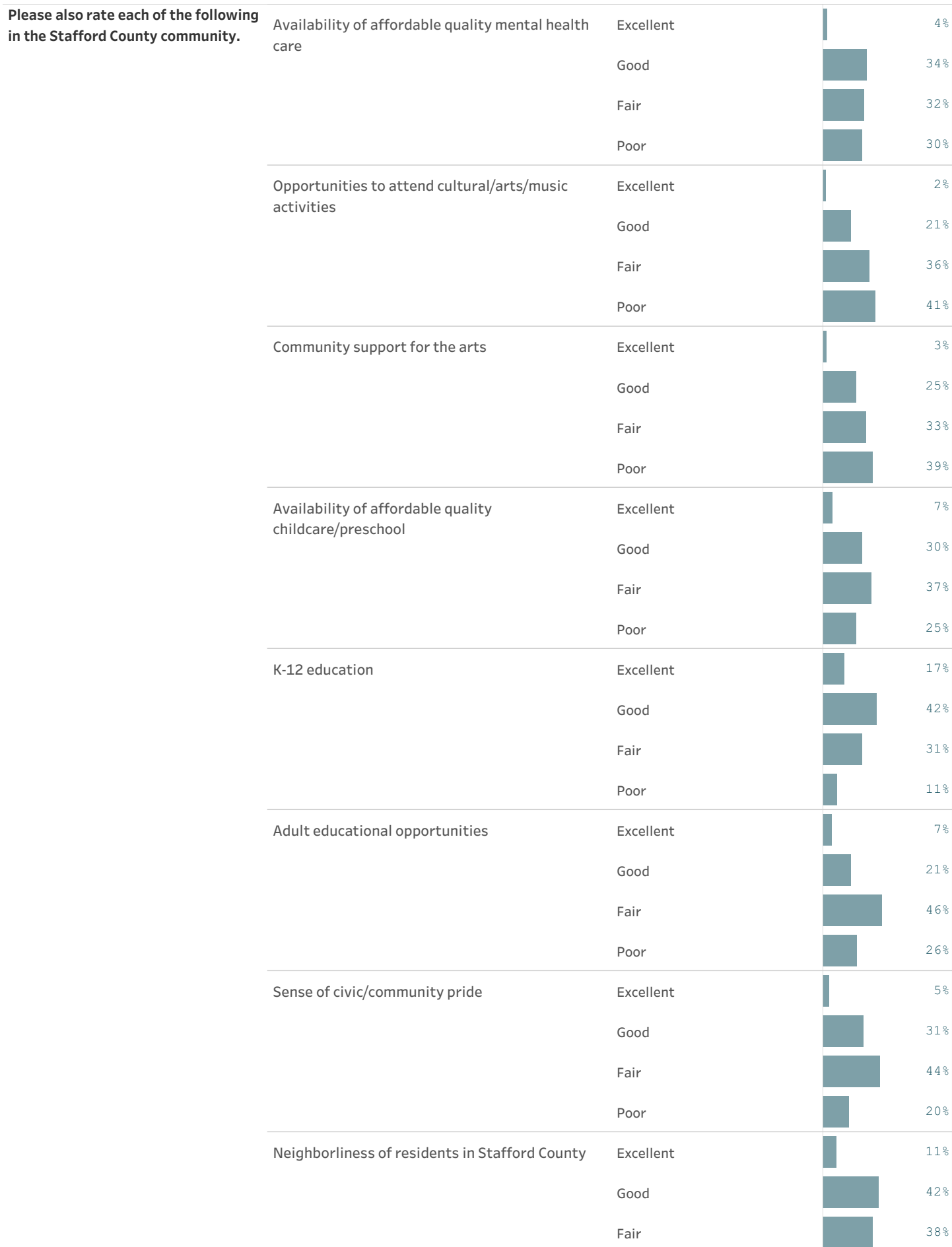
Traffic flow on major streets	Poor		50%
Ease of public parking	Excellent		10%
	Good		41%
	Fair		35%
	Poor		13%
Ease of travel by car in Stafford County	Excellent		7%
	Good		31%
	Fair		40%
	Poor		22%
Ease of travel by public transportation in Stafford County	Excellent		2%
	Good		8%
	Fair		27%
	Poor		63%
Ease of travel by bicycle in Stafford County	Excellent		3%
	Good		9%
	Fair		19%
	Poor		70%
Ease of walking in Stafford County	Excellent		4%
	Good		15%
	Fair		31%
	Poor		50%
Well-planned residential growth	Excellent		4%
	Good		17%
	Fair		31%
	Poor		48%
Well-planned commercial growth	Excellent		3%
	Good		17%
	Fair		33%
	Poor		46%
Well-designed neighborhoods	Excellent		6%
	Good		32%































**Please also rate each of the following in the Stafford County community.**

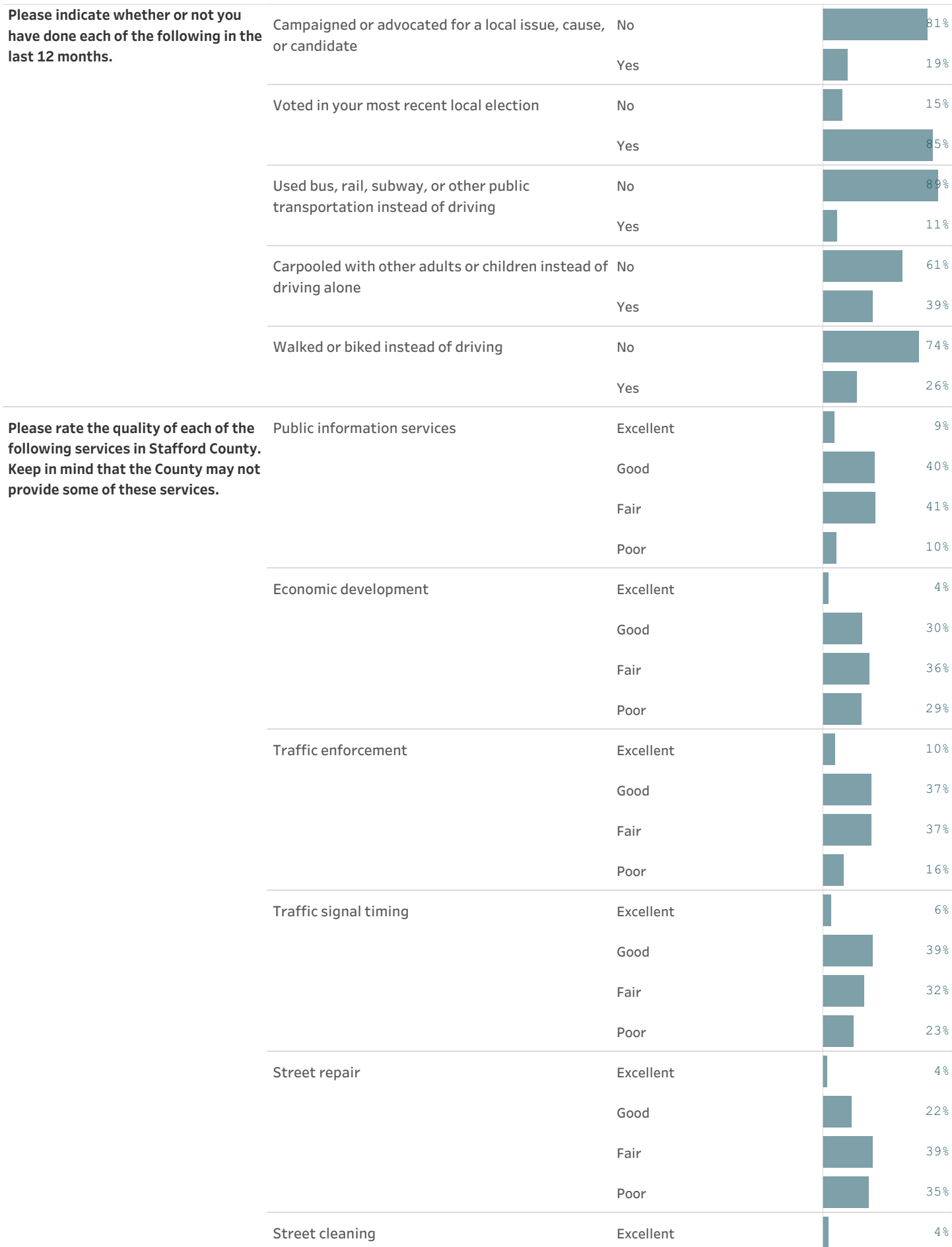
Well-designed neighborhoods	Fair		38%
	Poor		23%
Preservation of the historical or cultural character of the community	Excellent		7%
	Good		43%
	Fair		33%
	Poor		16%
Public places where people want to spend time	Excellent		3%
	Good		26%
	Fair		39%
	Poor		32%
Variety of housing options	Excellent		7%
	Good		33%
	Fair		37%
	Poor		23%
Availability of affordable quality housing	Excellent		4%
	Good		18%
	Fair		36%
	Poor		42%
Overall quality of new development in Stafford County	Excellent		5%
	Good		33%
	Fair		36%
	Poor		26%
Overall appearance of Stafford County	Excellent		9%
	Good		40%
	Fair		38%
	Poor		13%
Cleanliness of Stafford County	Excellent		9%
	Good		44%
	Fair		35%
	Poor		12%
Water resources (beaches, lakes, ponds, riverways, etc.)	Excellent		9%






































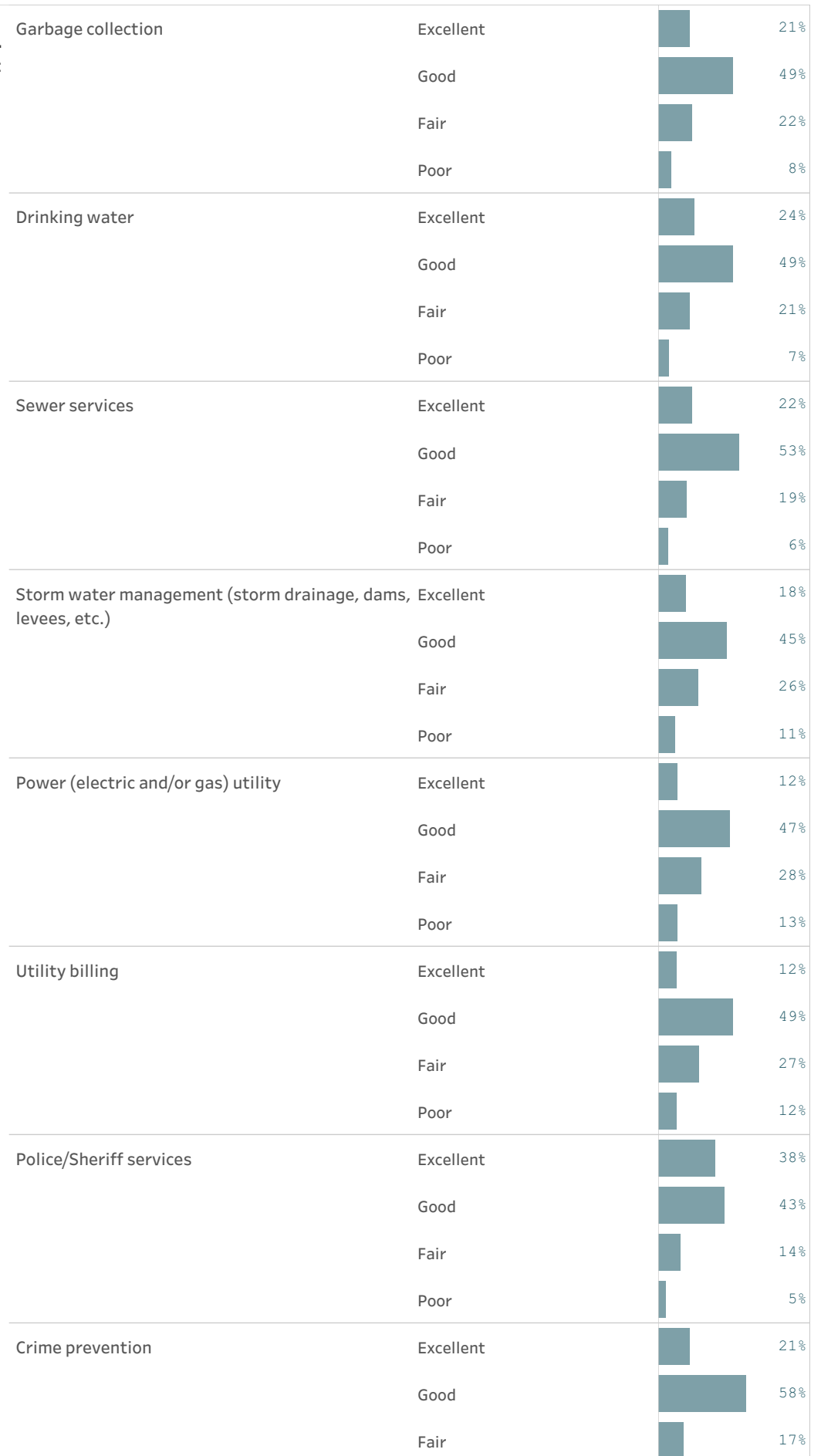
<b>Please also rate each of the following in the Stafford County community.</b>	Neighborliness of residents in Stafford County	Poor		8%
	Opportunities to participate in social events and activities	Excellent		4%
		Good		29%
		Fair		41%
		Poor		26%
	Opportunities to attend special events and festivals	Excellent		4%
		Good		25%
		Fair		39%
		Poor		32%
	Opportunities to volunteer	Excellent		10%
		Good		43%
		Fair		35%
		Poor		12%
	Opportunities to participate in community matters	Excellent		7%
		Good		34%
		Fair		41%
		Poor		18%
	Openness and acceptance of the community toward people of diverse backgrounds	Excellent		13%
		Good		42%
		Fair		33%
		Poor		12%
<b>Please indicate whether or not you have done each of the following in the last 12 months.</b>	Contacted Stafford County (in-person, phone, email, or web) for help or information	No		46%
		Yes		54%
	Contacted Stafford County elected officials (in-person, phone, email, or web) to express your opinion	No		74%
		Yes		26%
	Attended a local public meeting (of local elected officials like City Council or County Commissioners, advisory boards, town halls, HO..	No		73%
		Yes		27%
	Watched (online or on television) a local public meeting	No		67%
		Yes		33%
	Volunteered your time to some group/activity in Stafford County	No		67%
		Yes		33%


































Please rate the quality of each of the following services in Stafford County. Keep in mind that the County may not provide some of these services.

Street cleaning	Good		28%
	Fair		41%
	Poor		27%
Street lighting	Excellent		4%
	Good		31%
	Fair		35%
	Poor		29%
Snow removal	Excellent		7%
	Good		28%
	Fair		36%
	Poor		29%
Sidewalk maintenance	Excellent		3%
	Good		33%
	Fair		39%
	Poor		25%
Bus or transit services	Excellent		3%
	Good		24%
	Fair		22%
	Poor		51%
Land use, planning, and zoning	Excellent		3%
	Good		22%
	Fair		24%
	Poor		51%
Code enforcement (weeds, abandoned buildings, etc.)	Excellent		4%
	Good		28%
	Fair		25%
	Poor		43%
Affordable high-speed internet access	Excellent		14%
	Good		30%
	Fair		33%
	Poor		23%
































Please rate the quality of each of the following services in Stafford County. Keep in mind that the County may not provide some of these services.


































**Please rate the quality of each of the following services in Stafford County. Keep in mind that the County may not provide some of these services.**
































Crime prevention	Poor		5%
Animal control	Excellent		29%
	Good		51%
	Fair		15%
	Poor		5%
Ambulance or emergency medical services	Excellent		35%
	Good		51%
	Fair		10%
	Poor		4%
Fire services	Excellent		37%
	Good		50%
	Fair		10%
	Poor		3%
Fire prevention and education	Excellent		24%
	Good		51%
	Fair		19%
	Poor		6%
Emergency preparedness (services that prepare the community for natural disasters or other emergency situations)	Excellent		16%
	Good		28%
	Fair		27%
	Poor		29%
Preservation of natural areas (open space, farmlands, and greenbelts)	Excellent		8%
	Good		32%
	Fair		28%
	Poor		31%
Stafford County open space	Excellent		9%
	Good		34%
	Fair		31%
	Poor		27%
Recycling	Excellent		10%
	Good		47%

**Please rate the quality of each of the following services in Stafford County. Keep in mind that the County may not provide some of these services.**
































Recycling	Fair		28%
	Poor		15%
Yard waste pick-up	Excellent		7%
	Good		44%
	Fair		26%
	Poor		23%
County parks	Excellent		14%
	Good		43%
	Fair		35%
	Poor		8%
Recreation programs or classes	Excellent		10%
	Good		40%
	Fair		35%
	Poor		14%
Recreation centers or facilities	Excellent		10%
	Good		41%
	Fair		34%
	Poor		15%
Health services	Excellent		13%
	Good		46%
	Fair		30%
	Poor		11%
Public library services	Excellent		33%
	Good		47%
	Fair		16%
	Poor		4%
Overall customer service by Stafford County employees (police, receptionists, planners, etc.)	Excellent		25%
	Good		46%
	Fair		22%
	Poor		7%
Building permits and inspections	Excellent		12%
































Please rate the quality of each of the following services in Stafford County. Keep in mind that the County may not provide some of these services.	Building permits and inspections	Good		39%
		Fair		29%
		Poor		19%
	Landfill services	Excellent		18%
		Good		46%
		Fair		28%
		Poor		8%
Please rate the following categories of Stafford County government performance.	The value of services for the taxes paid to Stafford County	Excellent		7%
		Good		28%
		Fair		38%
		Poor		27%
	The overall direction that Stafford County is taking	Excellent		6%
		Good		26%
		Fair		36%
		Poor		32%
	The job Stafford County government does at welcoming resident involvement	Excellent		7%
		Good		27%
		Fair		35%
		Poor		31%
	Overall confidence in Stafford County government	Excellent		6%
		Good		29%
		Fair		41%
		Poor		23%
	Generally acting in the best interest of the community	Excellent		7%
		Good		30%
		Fair		36%
		Poor		27%
	Being honest	Excellent		11%
		Good		31%
		Fair		38%
		Poor		20%


































<b>Please rate the following categories of Stafford County government performance.</b>	Being open and transparent to the public	Excellent		12%
		Good		23%
		Fair		39%
		Poor		26%
	Informing residents about issues facing the community	Excellent		6%
		Good		26%
		Fair		33%
		Poor		35%
	Treating all residents fairly	Excellent		13%
		Good		43%
		Fair		27%
		Poor		17%
	Treating residents with respect	Excellent		15%
		Good		42%
		Fair		30%
		Poor		13%
<b>Overall, how would you rate the quality of the services provided by each of the following?</b>	Stafford County	Excellent		11%
		Good		43%
		Fair		36%
		Poor		11%
	The Federal Government	Excellent		5%
		Good		33%
		Fair		32%
		Poor		30%
	The State Government	Excellent		5%
		Good		36%
		Fair		42%
		Poor		17%
<b>Please rate how important, if at all, you think it is for the Stafford County community to focus on each of the following in the coming two years.</b>	Overall economic health of Stafford County	Essential		44%
		Very important		45%
		Somewhat important		11%
































Please rate how important, if at all, you think it is for the Stafford County community to focus on each of the following in the coming two years.	Overall economic health of Stafford County	Not at all important		1%
	Overall quality of the transportation system (auto, bicycle, foot, bus) in Stafford County	Essential		37%
		Very important		37%
		Somewhat important		23%
		Not at all important		2%
	Overall design or layout of Stafford County's residential and commercial areas (e.g., homes, buildings, streets, parks, etc.)	Essential		47%
		Very important		37%
		Somewhat important		15%
		Not at all important		1%
	Overall quality of the utility infrastructure in Stafford County (water, sewer, storm water, electric/gas, broadband)	Essential		49%
		Very important		43%
		Somewhat important		7%
		Not at all important		0%
	Overall feeling of safety in Stafford County	Essential		50%
		Very important		37%
		Somewhat important		12%
		Not at all important		1%
	Overall quality of the natural environment in Stafford County	Essential		34%
		Very important		45%
		Somewhat important		19%
		Not at all important		1%
	Overall quality of parks and recreation opportunities	Essential		25%
		Very important		53%
		Somewhat important		20%
		Not at all important		2%
	Overall health and wellness opportunities in Stafford County	Essential		30%
		Very important		42%
		Somewhat important		26%
		Not at all important		1%
	Overall opportunities for education, culture, and the arts	Essential		35%
		Very important		40%


<b>Please rate how important, if at all, you think it is for the Stafford County community to focus on each of the following in the coming two years.</b>	Overall opportunities for education, culture, and the arts	Somewhat important		23%
		Not at all important		2%
	Residents' connection and engagement with their community	Essential		20%
		Very important		45%
		Somewhat important		32%
		Not at all important		3%
<b>How important to you, if at all, are each of these aspects to create/preserve a sense of community?</b>	Knowing and being friendly with your neighbors	Essential		31%
		Very important		43%
		Somewhat important		22%
		Not at all important		4%
	Attending community events	Essential		10%
		Very important		32%
		Somewhat important		45%
		Not at all important		13%
	Having informal public spaces to gather such as downtown, parks or community centers	Essential		27%
		Very important		40%
		Somewhat important		28%
		Not at all important		5%
	Easy access to amenities such as parks, shopping, etc.	Essential		35%
		Very important		47%
		Somewhat important		17%
		Not at all important		1%
	Feeling safe at home and in the community	Essential		79%
		Very important		20%
		Somewhat important		1%
		Not at all important		0%
	Having neighborhoods that are easy to walk around	Essential		40%
		Very important		46%
		Somewhat important		12%
		Not at all important		3%
	Limiting the speed of residential growth	Essential		43%

<b>How important to you, if at all, are each of these aspects to create/preserve a sense of community?</b>	Limiting the speed of residential growth	Very important		27%
		Somewhat important		22%
		Not at all important		8%
	Limiting the speed of commercial growth	Essential		28%
		Very important		24%
		Somewhat important		33%
		Not at all important		15%
	Maintaining the rural character of community	Essential		32%
		Very important		28%
		Somewhat important		29%
		Not at all important		11%
<b>How would you rate your household on the following?</b>	Primary Internet access	Excellent		43%
		Good		40%
		Fair		11%
		Poor		6%
	Primary Internet speed	Excellent		38%
		Good		39%
		Fair		17%
		Poor		7%
	Affordability of internet options	Excellent		18%
		Good		24%
		Fair		33%
		Poor		26%
	Variety of options available	Excellent		13%
		Good		24%
		Fair		28%
		Poor		35%
	How much, if at all, has COVID-19 impacted your household income?	Major negative impact		9%
		Slight negative impact		29%
		No impact		52%
		Slight positive impact		7%

	How much, if at all, has COVID-19 impacted your household income?	Major positive impact		4%
<b>Which of the following have you done in the past 2 years?</b>	Voted in a local election	No		9%
		Yes		91%
	Contacted my local government to share my opinion	No		69%
		Yes		31%
	Attended a local government public meeting	No		78%
		Yes		22%
<b>In general, how many times do you:</b>	Volunteered to be on a local advisory committee	No		94%
		Yes		6%
	Access the internet from your home using a computer, laptop, or tablet computer	Several times a day		85%
		Once a day		7%
		A few times a week		5%
		Every few weeks		1%
		Less often or never		2%
<b>In general, how many times do you:</b>	Access the internet from your cell phone	Several times a day		85%
		Once a day		4%
		A few times a week		5%
		Every few weeks		1%
		Less often or never		6%
	Visit social media sites such as Facebook, Twitter, Nextdoor, etc.	Several times a day		59%
		Once a day		12%
		A few times a week		11%
		Every few weeks		2%
		Less often or never		16%
	Use or check email	Several times a day		85%
		Once a day		10%
		A few times a week		3%
		Every few weeks		0%
		Less often or never		1%
	Share your opinions online	Several times a day		15%
		Once a day		4%

In general, how many times do you:	Share your opinions online	A few times a week	<div></div>	12%
		Every few weeks	<div></div>	14%
		Less often or never	<div></div>	56%
	Shop online	Several times a day	<div></div>	17%
		Once a day	<div></div>	8%
		A few times a week	<div></div>	33%
		Every few weeks	<div></div>	30%
		Less often or never	<div></div>	12%
	Please rate your overall health.	Excellent	<div></div>	22%
		Very good	<div></div>	40%
		Good	<div></div>	30%
		Fair	<div></div>	8%
		Poor	<div></div>	0%
	What impact, if any, do you think the economy will have on your family income in the next 6 months? Do you think the impact will be:	Very positive	<div></div>	2%
		Somewhat positive	<div></div>	7%
		Neutral	<div></div>	41%
		Somewhat negative	<div></div>	37%
Very negative		<div></div>	13%	
How many years have you lived in Stafford County?	Less than 2 years	<div></div>	13%	
	2-5 years	<div></div>	25%	
	6-10 years	<div></div>	12%	
	11-20 years	<div></div>	20%	
	More than 20 years	<div></div>	31%	
Which best describes the building you live in?	One family house detached from any other houses	<div></div>	74%	
	Building with two or more homes (duplex, townhome, apa..	<div></div>	25%	
	Mobile home	<div></div>	0%	
	Other	<div></div>	1%	
Do you rent or own your home?	Rent	<div></div>	22%	
	Own	<div></div>	78%	
About how much is your monthly housing cost for the place you live (including rent, mortgage payment, property tax, property insurance, and homeowners' association (HOA) fees)?	Less than \$500	<div></div>	4%	
	\$500 to \$999	<div></div>	6%	

About how much is your monthly housing cost for the place you live (including rent, mortgage payment, property tax, property insurance, and homeowners' association (HOA) fees)?	\$1,000 to \$1,499		14%
	\$1,500 to \$1,999		33%
	\$2,000 to \$2,499		20%
	\$2,500 to \$2,999		12%
	\$3,000 to \$3,499		7%
	\$3,500 or more		6%
Do any children 17 or under live in your household?	No		54%
	Yes		46%
Are you or any other members of your household aged 65 or older?	No		73%
	Yes		27%
How much do you anticipate your household's total income before taxes will be for the current year? (Please include in your total income money from all sources for all persons living in your household.)	Less than \$25,000		3%
	\$25,000 to \$49,999		10%
	\$50,000 to \$74,999		14%
	\$75,000 to \$99,999		14%
	\$100,000 to \$149,999		27%
	\$150,000 or more		32%
Are you Spanish, Hispanic, or Latino?	No, not Spanish, Hispanic, or Latino		90%
	Yes, I consider myself to be Spanish, Hispanic, or Latino		10%
What is your race? (Mark one or more races to indicate what race you consider yourself to be.)	American Indian or Alaskan Native		2%
	Asian, Asian Indian, or Pacific Islander		3%
	Black or African American		18%
	White		75%
	Other		9%
In which category is your age?	18-24 years		1%
	25-34 years		19%
	35-44 years		19%
	45-54 years		26%
	55-64 years		15%
	65-74 years		14%
	75 years or older		6%
What is your gender?	Female		52%





## Methods (open participation)

As part of its participation in The National Community Survey™ (The NCS™), Stafford County conducted a survey of 529 residents. Survey invitations were mailed to randomly selected households and data were collected from March 10th, 2022 to April 28th, 2022. The results from this main survey effort represent the most robust estimate of your residents' opinions.

After the above data collection period was underway, a link to an online open participation survey was publicized by Stafford County. The open participation survey was identical to the probability sample survey with two small updates; it included a map at the beginning asking where the respondent lives and also a question about where they heard about the survey. The open participation survey was open to all county residents and became available on April 14th, 2022. The survey remained open for two weeks and there were 569 responses.





























The open participation survey data were not collected through a random sample and it is unknown who in the community was aware of the survey; therefore, a level of confidence in the representativeness of the sample cannot be estimated. However, to reduce bias where possible, these data were statistically weighted to match the demographic characteristics of the 2010 Census and 2019 American Community Survey estimates for adults in Stafford County. The characteristics used for weighting were age, sex, race, Hispanic origin, housing type, housing tenure, and area. No adjustments were made for design effects. Weights were calculated using an iterative, multiplicative raking model known as the ANES Weighting Algorithm.\* The results of the weighting scheme for the open participation survey are presented in the following table.







\* Pasek, J. (2010). ANES Weighting Algorithm. Retrieved from <https://web.stanford.edu/group/iriss/cgi-bin/anesrake/resources/RakingDescription.pdf>

































		Unweighted	Weighted	Target*
Age	18-34	7%	28%	31%
	35-54	52%	41%	39%
	55+	41%	31%	29%
Area	Area 1	14%	15%	15%
	Area 2	20%	15%	14%
	Area 3	12%	14%	14%
	Area 4	6%	14%	14%
	Area 5	20%	14%	13%
	Area 6	18%	17%	17%
	Area 7	11%	11%	12%
Hispanic	No, not Spanish, Hispanic, or Latino	95%	88%	88%
	Yes, I consider myself to be Spanish, Hispana..	5%	12%	12%
Housing type	Attached	9%	25%	25%
	Detached	91%	75%	75%
Race	Not white	19%	31%	31%
	White	81%	69%	69%
Race/ethnicity	Not white alone	24%	36%	36%
	White alone, not Hispanic or Latino	76%	64%	64%
Sex	Female	64%	52%	50%
	Male	36%	48%	50%
Sex/age	Female 18-34	5%	15%	15%
	Female 35-54	35%	21%	20%
	Female 55+	24%	16%	15%
	Male 18-34	3%	12%	17%
	Male 35-54	18%	20%	19%
	Male 55+	16%	15%	14%
Tenure	Own	95%	77%	77%
	Rent	5%	23%	23%

































## Open participation survey results

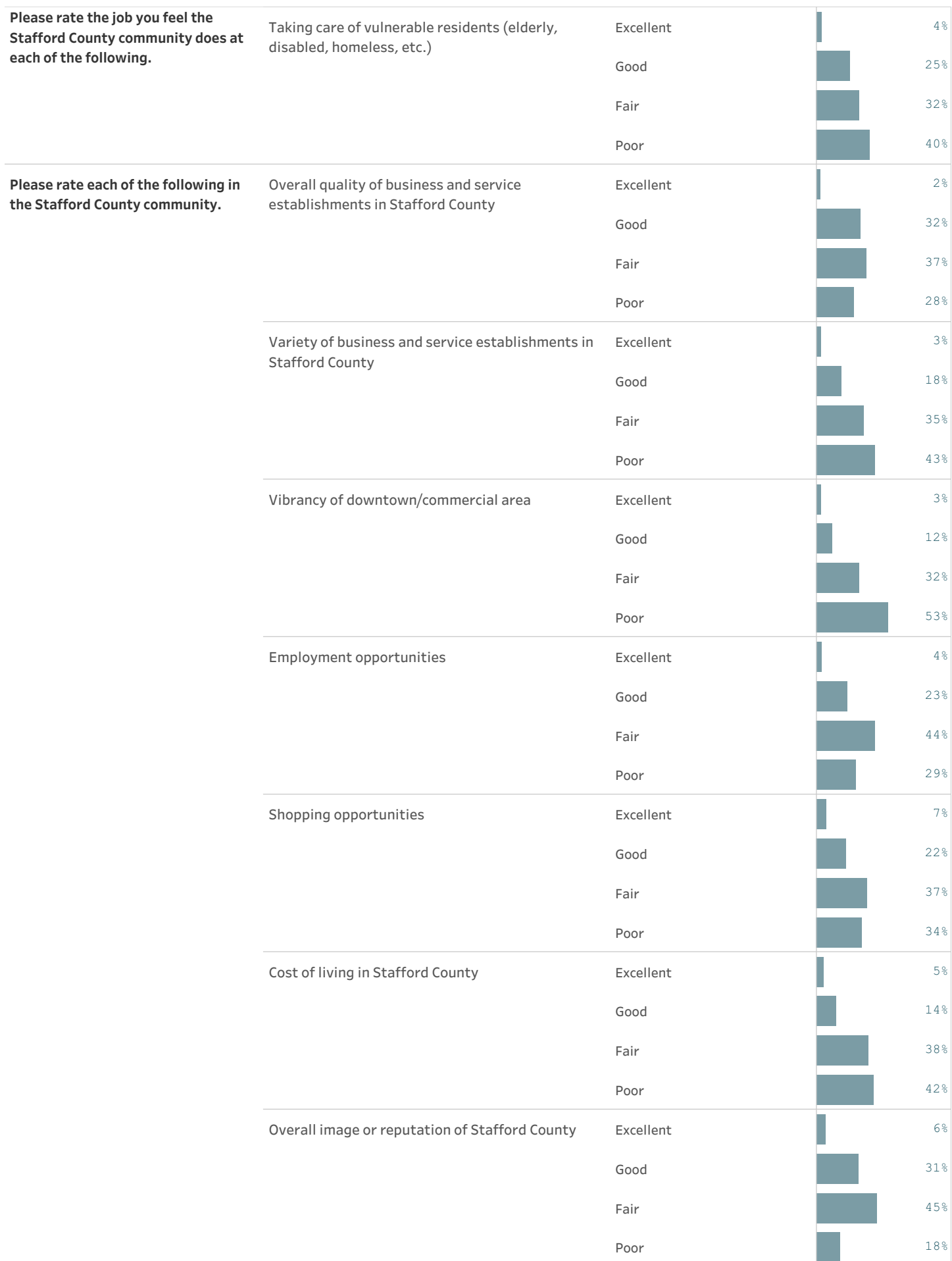
This dashboard contains a complete set of responses to each question on the open participation survey. By default, "don't know" responses are excluded, but may be added to the table using the response filter to the right. When a table for a question that only permitted a single response does not total to exactly 100%, it is due to the common practice of percentages being rounded to the nearest whole number.

	Please use the map to answer the following question.	1 (Red)		15%
		2 (Light green)		15%
		3 (Yellow)		14%
		4 (Neon green)		14%
		5 (Pink)		14%
		6 (Blue)		17%
		7 (Purple)		11%
Please rate each of the following aspects of quality of life in Stafford County.	Stafford County as a place to live	Excellent		14%
		Good		44%
		Fair		30%
		Poor		12%
	Your neighborhood as a place to live	Excellent		28%
		Good		50%
		Fair		20%
		Poor		2%
	Stafford County as a place to raise children	Excellent		13%
		Good		54%
		Fair		23%
		Poor		11%
	Stafford County as a place to work	Excellent		8%
		Good		34%
		Fair		38%
		Poor		20%
	Stafford County as a place to visit	Excellent		5%
		Good		20%
		Fair		35%
		Poor		40%
	Stafford County as a place to retire	Excellent		6%

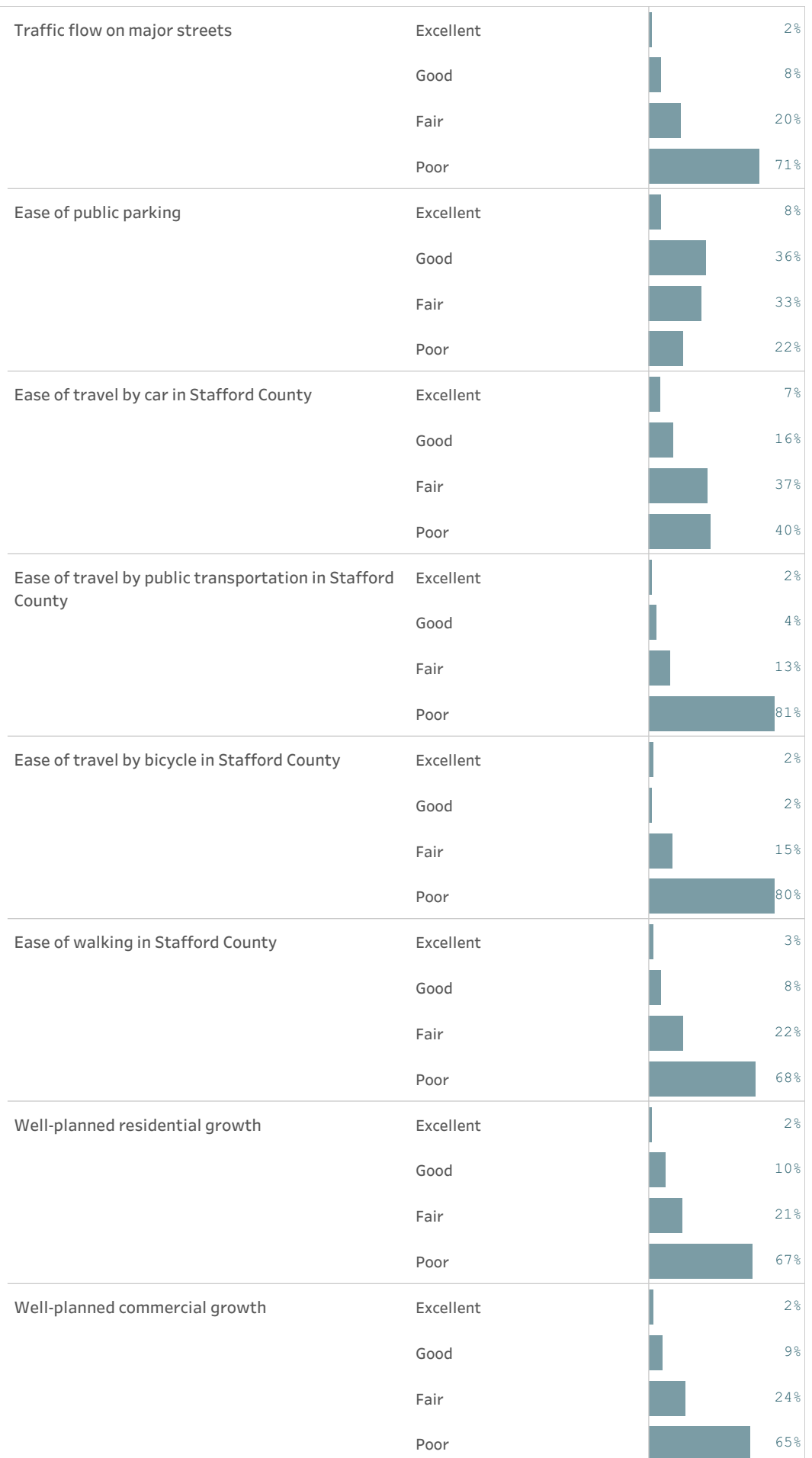
Please rate each of the following aspects of quality of life in Stafford County.	Stafford County as a place to retire	Good		19%
		Fair		31%
		Poor		43%
	The overall quality of life in Stafford County	Excellent		7%
		Good		46%
		Fair		37%
		Poor		10%
	Sense of community	Excellent		6%
		Good		23%
		Fair		35%
		Poor		35%
Please rate each of the following characteristics as they relate to Stafford County as a whole.	Overall economic health of Stafford County	Excellent		9%
		Good		40%
		Fair		35%
		Poor		16%
	Overall quality of the transportation system (auto, bicycle, foot, bus) in Stafford County	Excellent		1%
		Good		6%
		Fair		32%
		Poor		61%
	Overall design or layout of Stafford County's residential and commercial areas (e.g., homes, buildings, streets, parks, etc.)	Excellent		6%
		Good		12%
		Fair		36%
		Poor		46%
	Overall quality of the utility infrastructure in Stafford County (water, sewer, storm water, electric/gas, broadband)	Excellent		6%
		Good		28%
		Fair		45%
		Poor		21%
	Overall feeling of safety in Stafford County	Excellent		12%
		Good		56%
		Fair		27%
		Poor		5%
	Overall quality of the natural environment in Stafford County	Excellent		10%

Please rate each of the following characteristics as they relate to Stafford County as a whole.	Overall quality of the natural environment in Stafford County	Good		39%
		Fair		38%
		Poor		14%
	Overall quality of parks and recreation opportunities	Excellent		9%
		Good		38%
		Fair		29%
		Poor		24%
	Overall health and wellness opportunities in Stafford County	Excellent		5%
		Good		40%
		Fair		35%
		Poor		20%
	Overall opportunities for education, culture, and the arts	Excellent		3%
		Good		24%
		Fair		34%
		Poor		39%
	Residents' connection and engagement with their community	Excellent		3%
		Good		20%
		Fair		46%
		Poor		32%
Please indicate how likely or unlikely you are to do each of the following.	Recommend living in Stafford County to someone who asks	Very likely		14%
		Somewhat likely		41%
		Somewhat unlikely		20%
		Very unlikely		25%
	Remain in Stafford County for the next five years	Very likely		35%
		Somewhat likely		39%
		Somewhat unlikely		10%
		Very unlikely		16%
Please rate how safe or unsafe you feel:	In your neighborhood during the day	Very safe		65%
		Somewhat safe		28%
		Neither safe nor unsafe		6%
		Somewhat unsafe		1%
		Very unsafe		1%

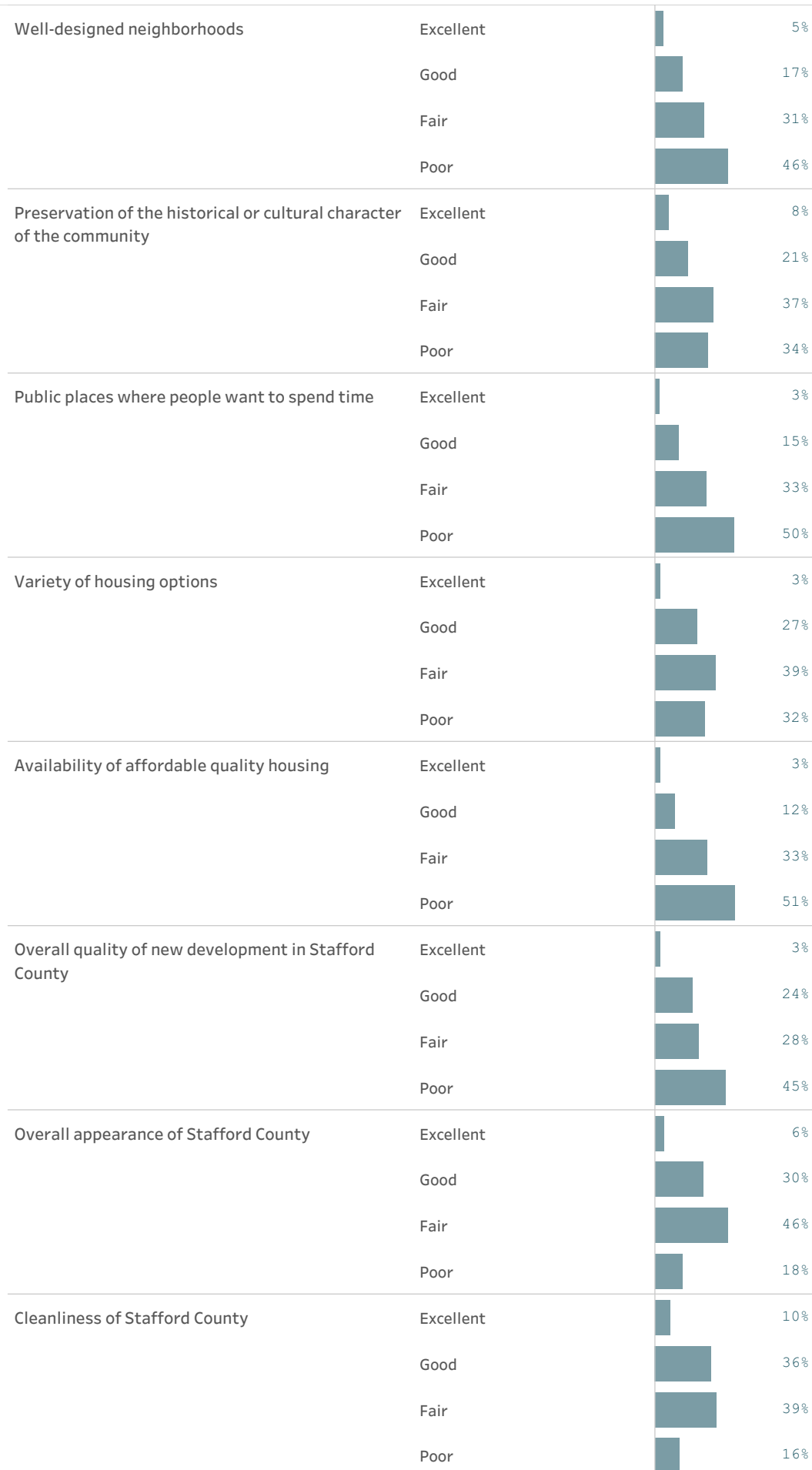
<b>Please rate how safe or unsafe you feel:</b>	In Stafford County's downtown/commercial area during the day	Very safe		36%
		Somewhat safe		42%
		Neither safe nor unsafe		16%
		Somewhat unsafe		5%
		Very unsafe		1%
	From property crime	Very safe		27%
		Somewhat safe		42%
		Neither safe nor unsafe		17%
		Somewhat unsafe		12%
		Very unsafe		2%
	From violent crime	Very safe		34%
		Somewhat safe		44%
		Neither safe nor unsafe		13%
		Somewhat unsafe		7%
		Very unsafe		2%
	From fire, flood, or other natural disaster	Very safe		34%
		Somewhat safe		42%
		Neither safe nor unsafe		15%
		Somewhat unsafe		7%
		Very unsafe		2%
<b>Please rate the job you feel the Stafford County community does at each of the following.</b>	Making all residents feel welcome	Excellent		10%
		Good		30%
		Fair		43%
		Poor		16%
	Attracting people from diverse backgrounds	Excellent		15%
		Good		38%
		Fair		33%
		Poor		14%
	Valuing/respecting residents from diverse backgrounds	Excellent		12%
		Good		41%
		Fair		32%
		Poor		15%



Please also rate each of the following in the Stafford County community.

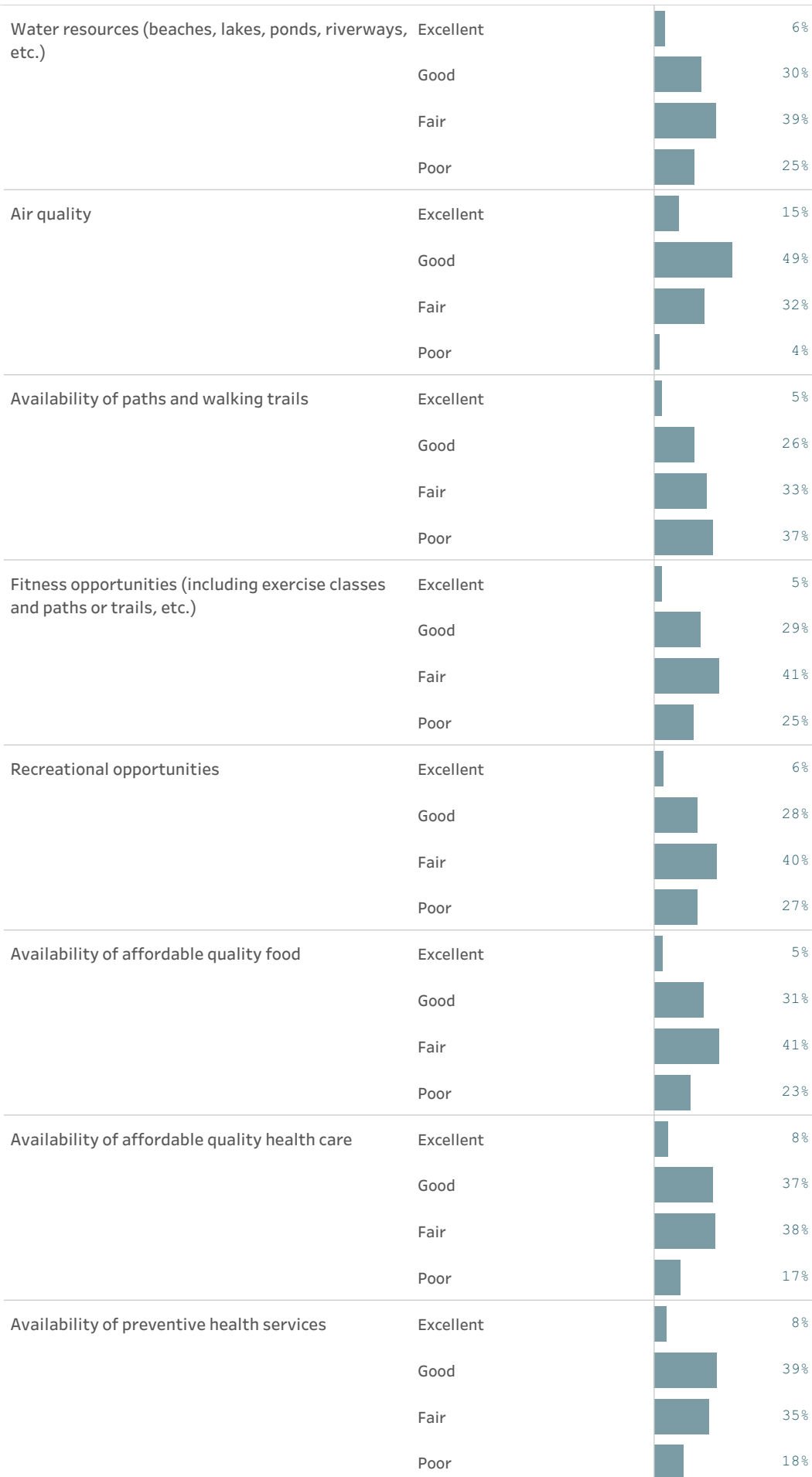


Please also rate each of the following in the Stafford County community.

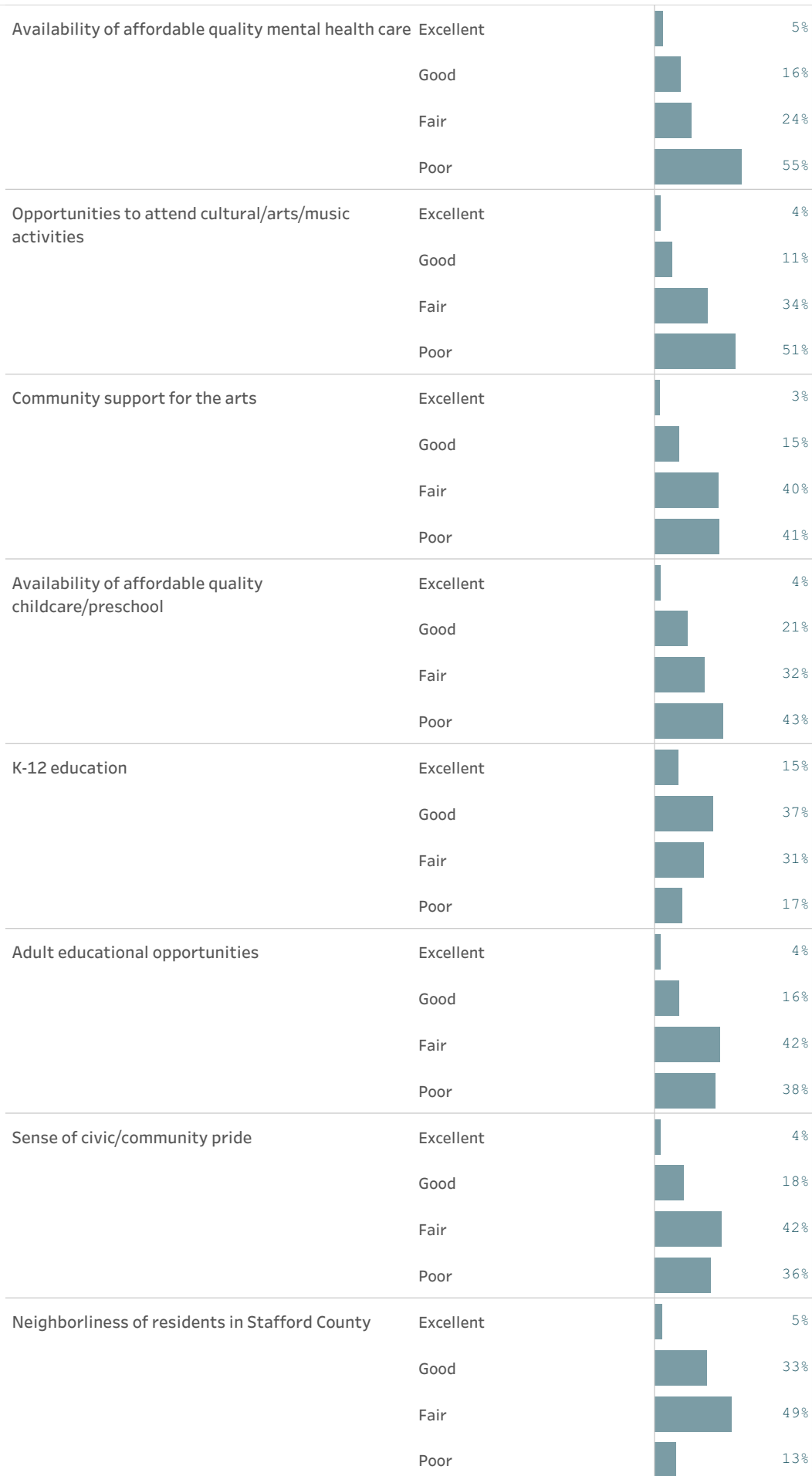


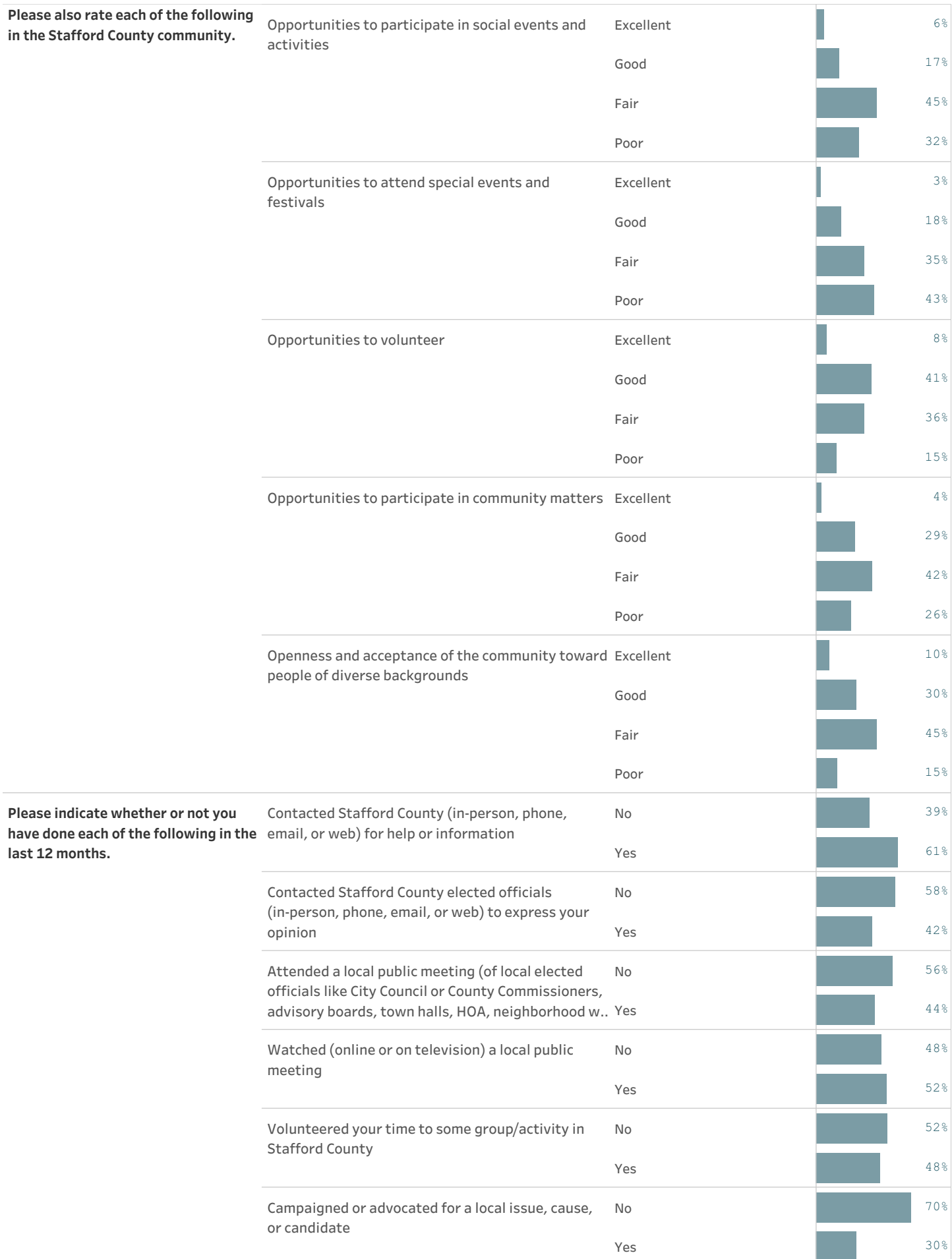


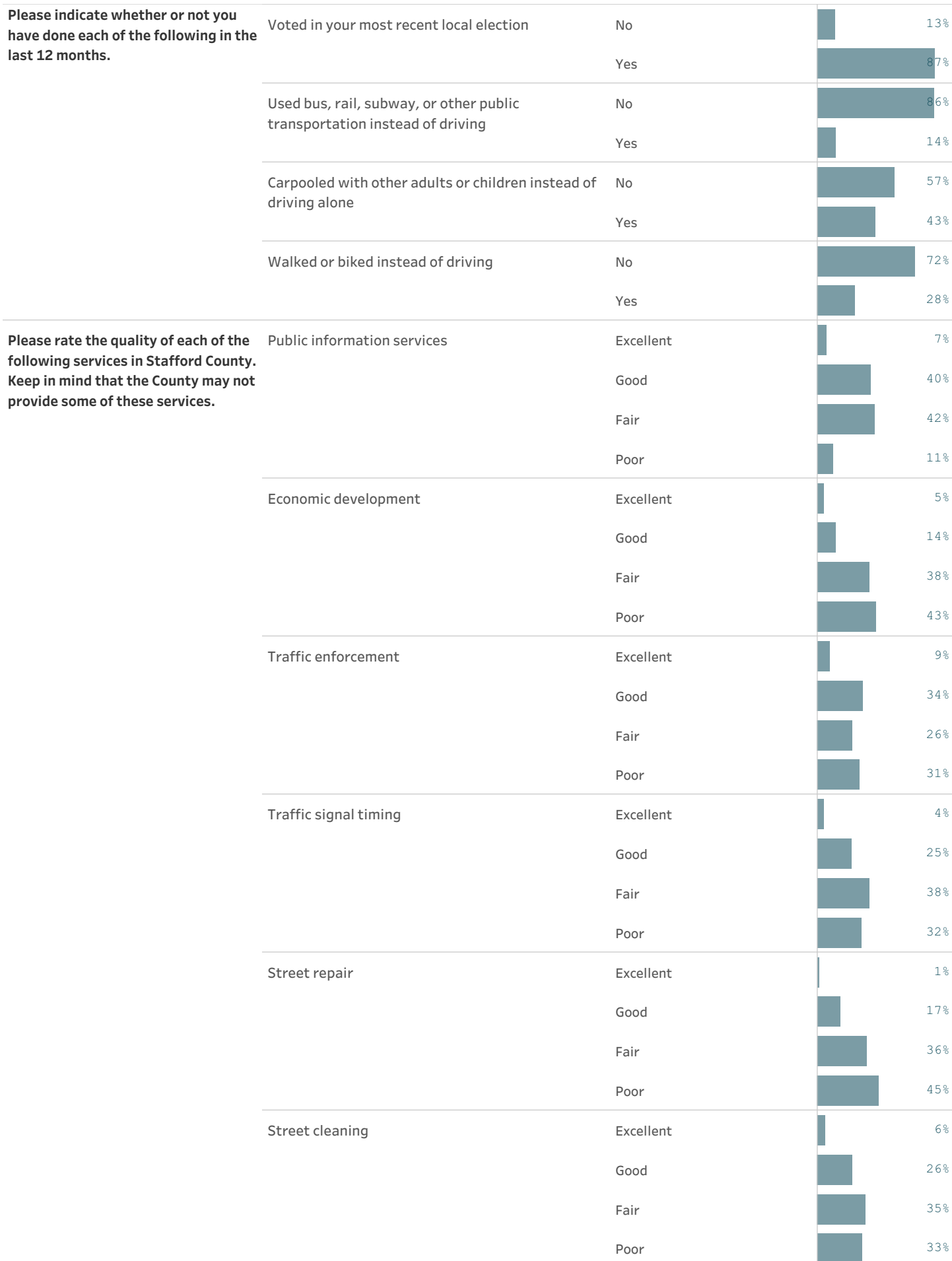
Please also rate each of the following in the Stafford County community.



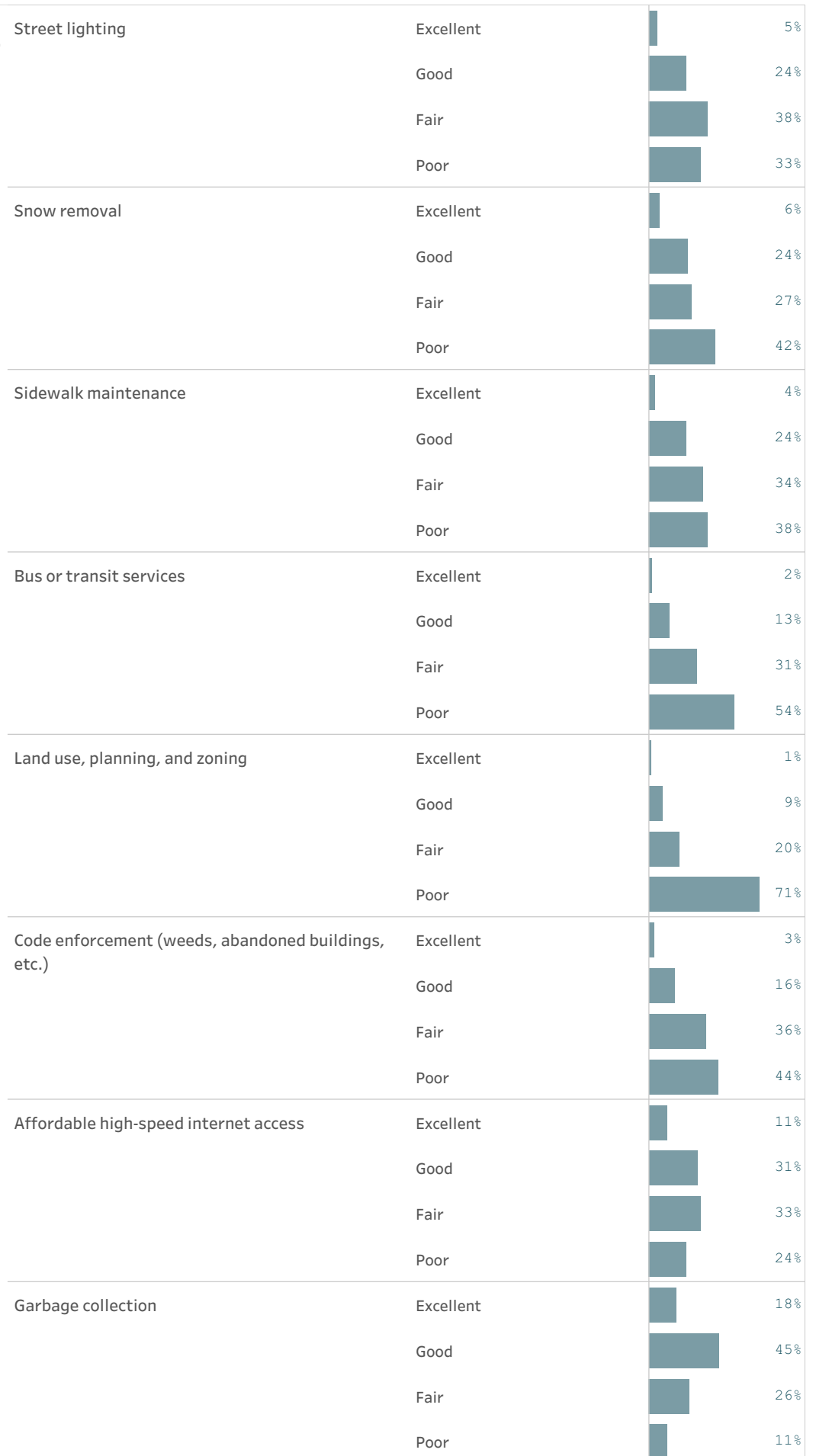
Please also rate each of the following in the Stafford County community.



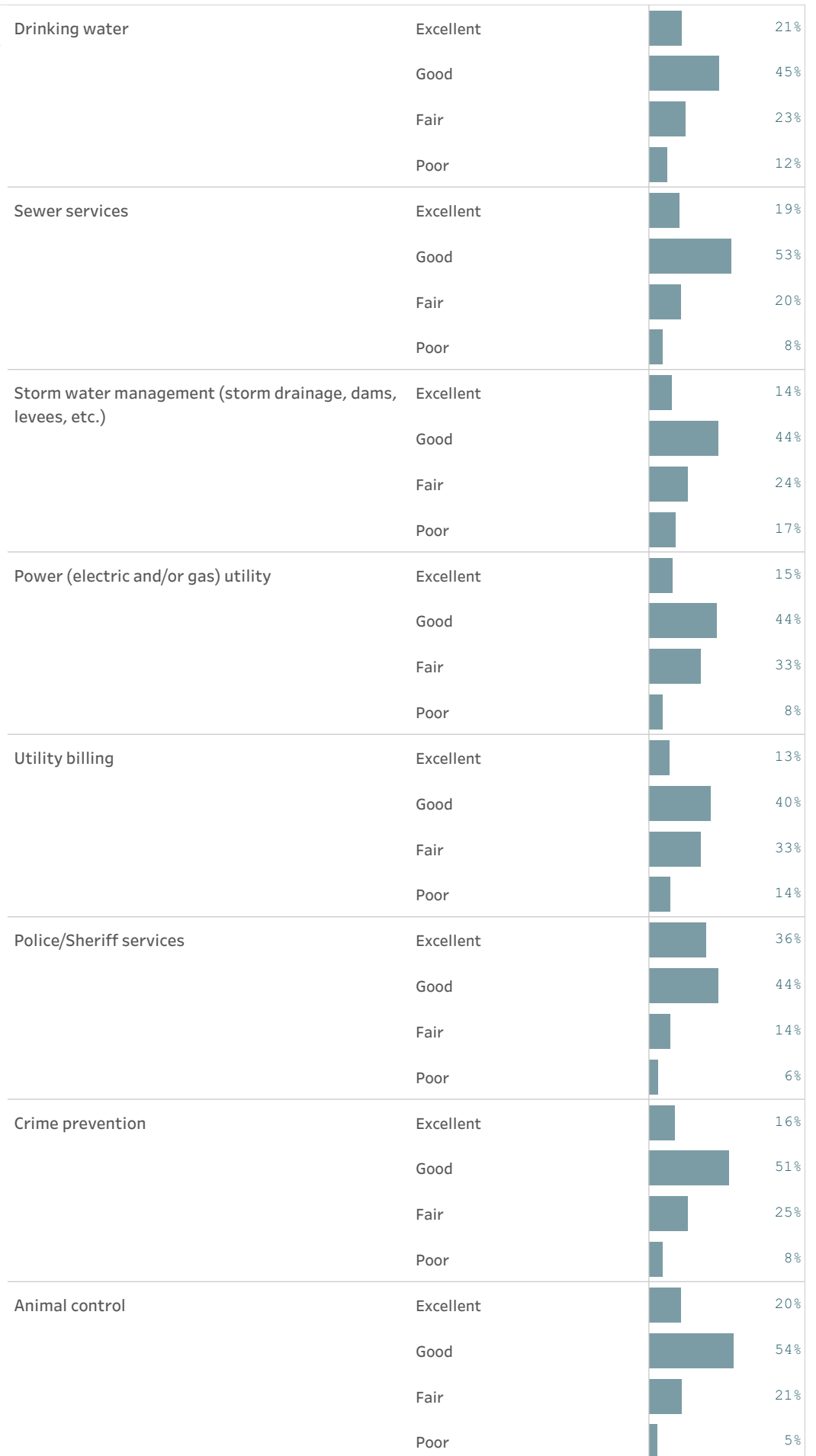




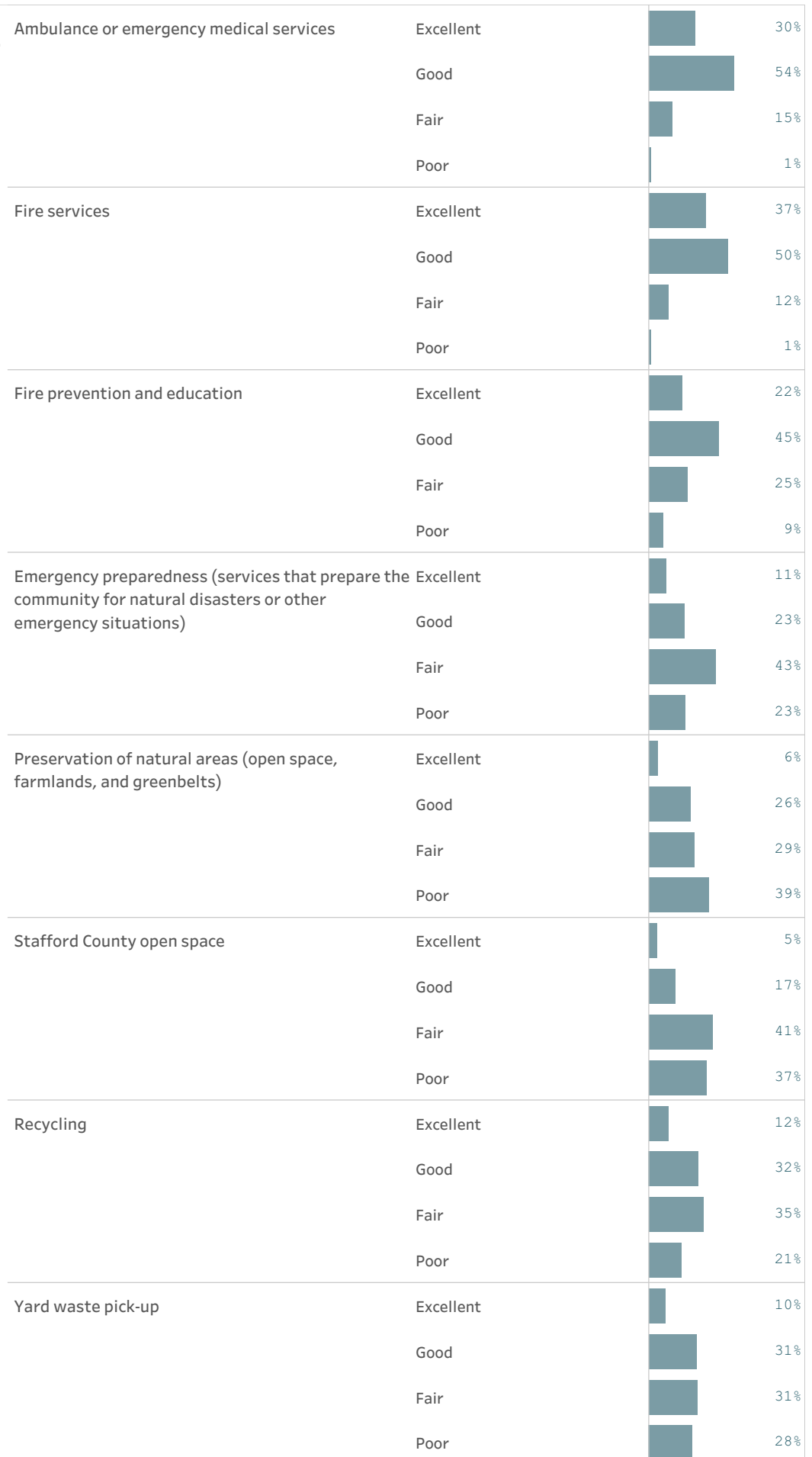
Please rate the quality of each of the following services in Stafford County. Keep in mind that the County may not provide some of these services.



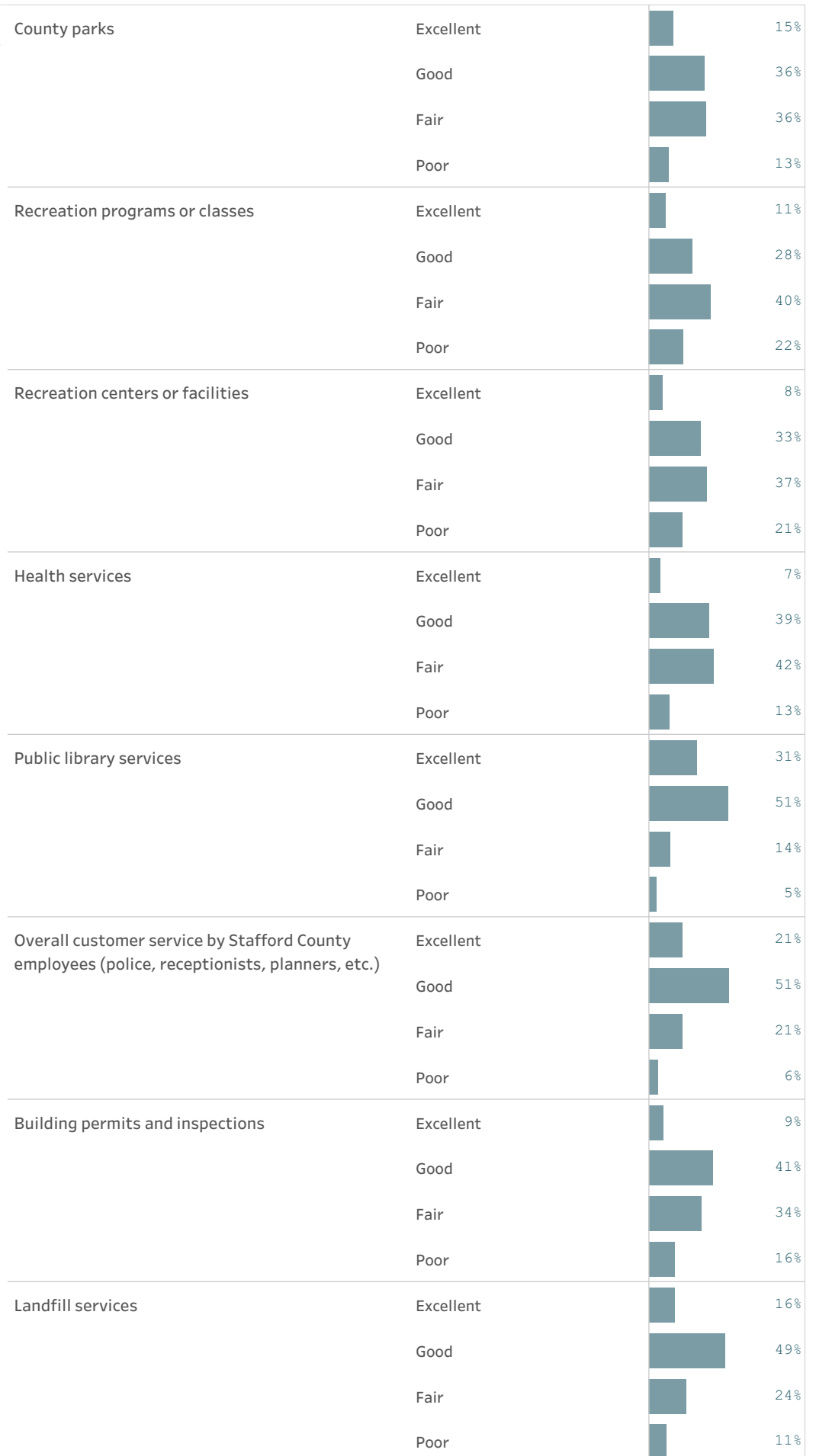
Please rate the quality of each of the following services in Stafford County. Keep in mind that the County may not provide some of these services.



Please rate the quality of each of the following services in Stafford County. Keep in mind that the County may not provide some of these services.

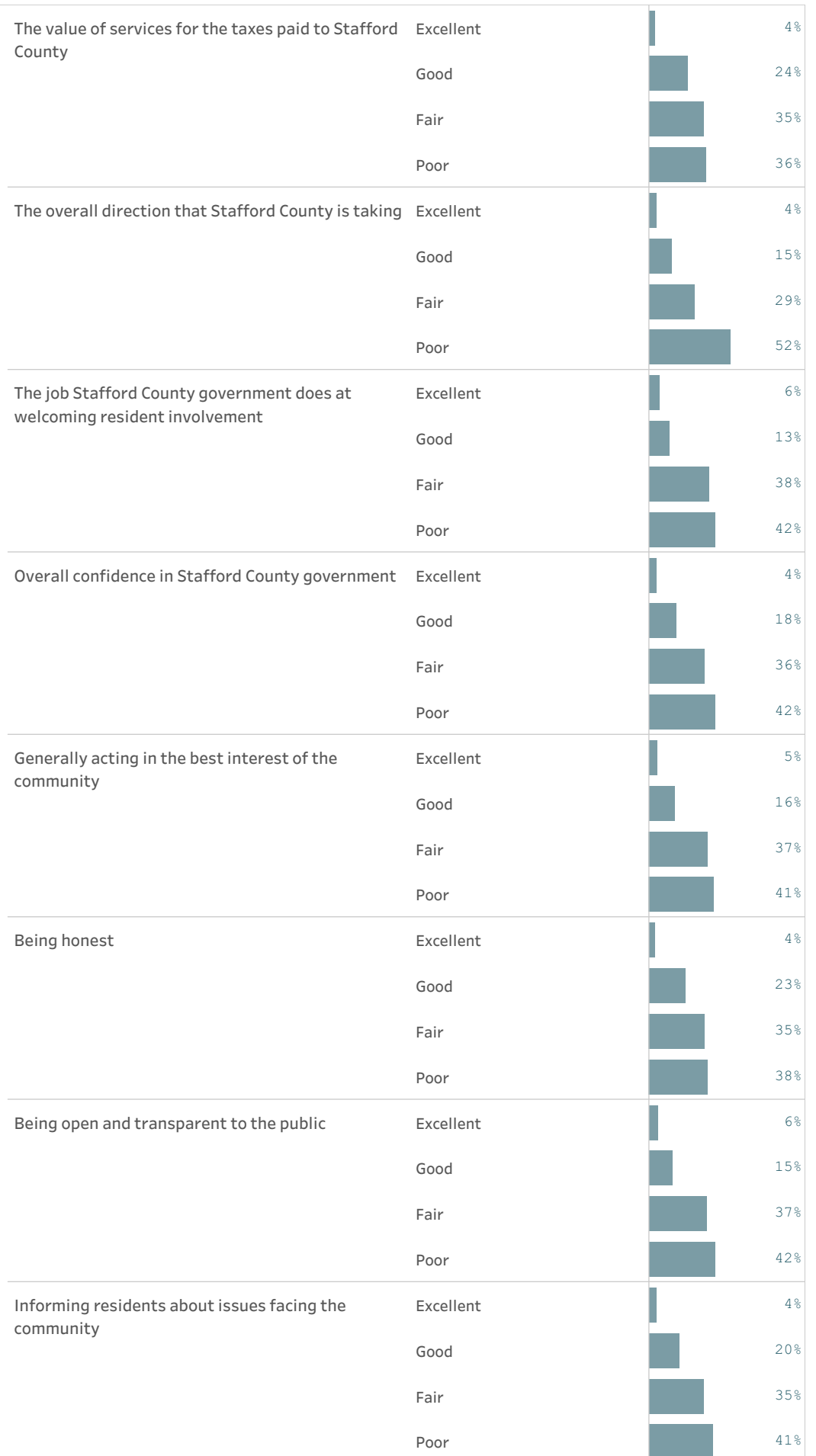
























Please rate the quality of each of the following services in Stafford County. Keep in mind that the County may not provide some of these services.



































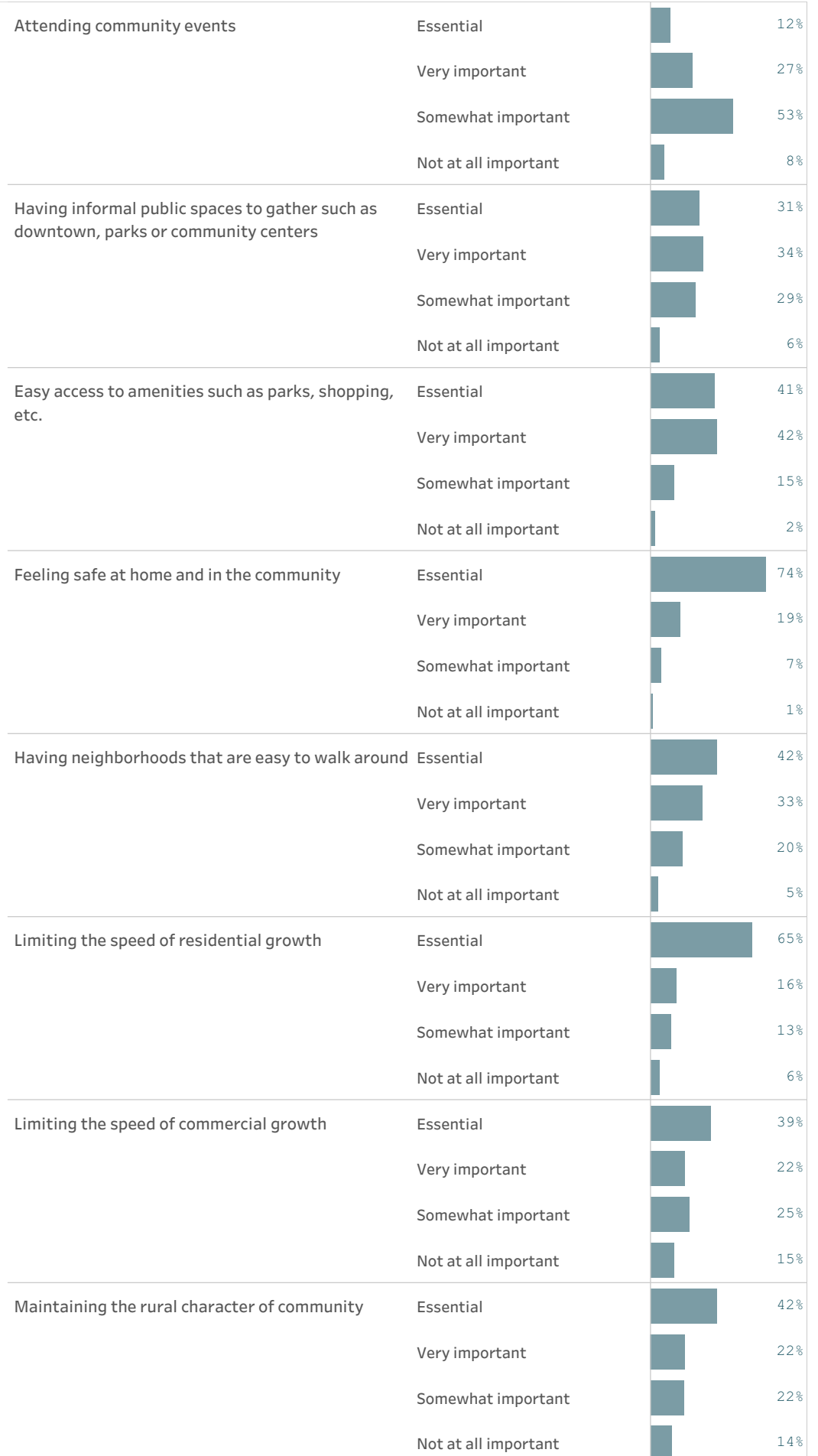
**Please rate the following categories of Stafford County government performance.**

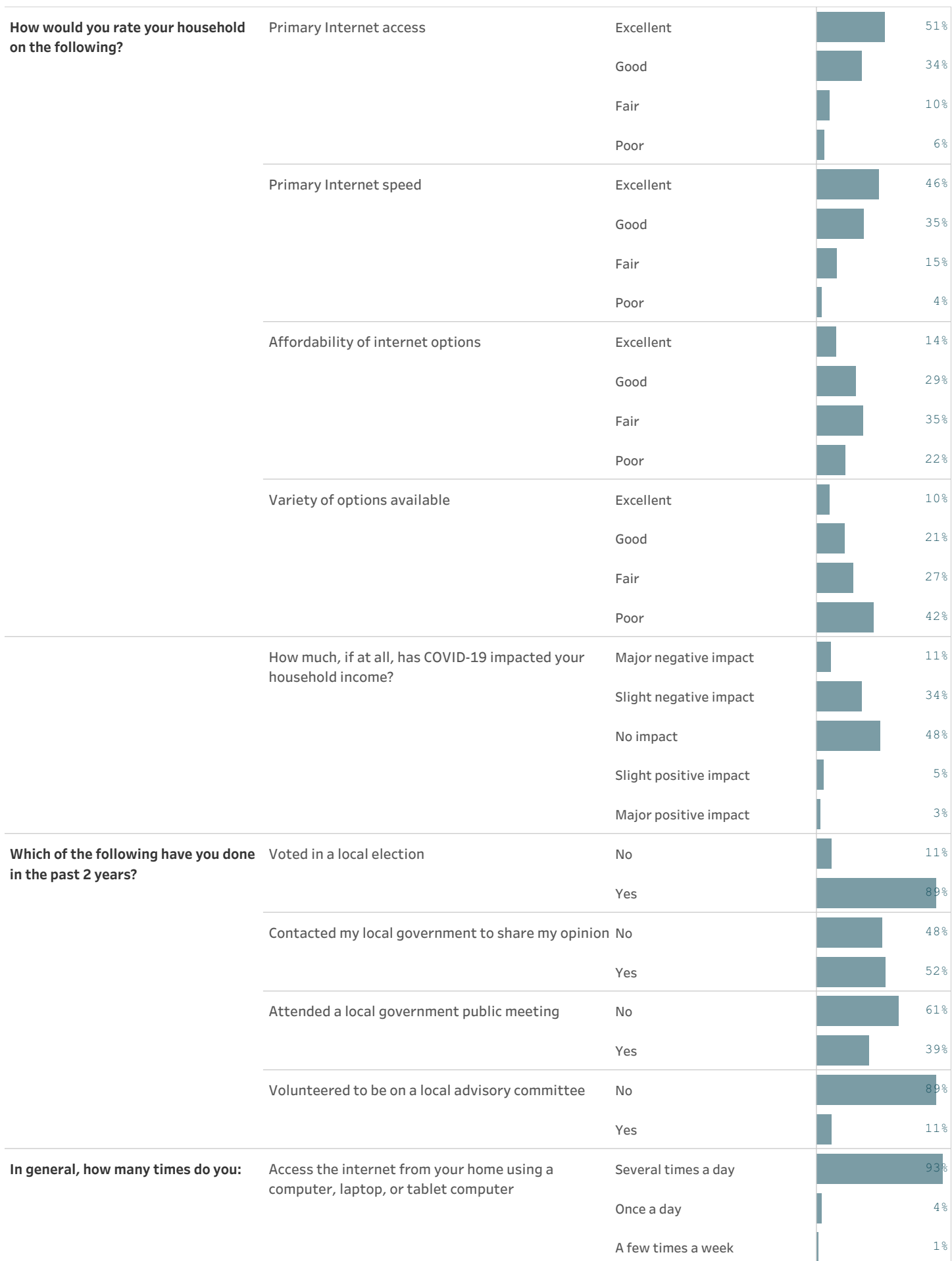


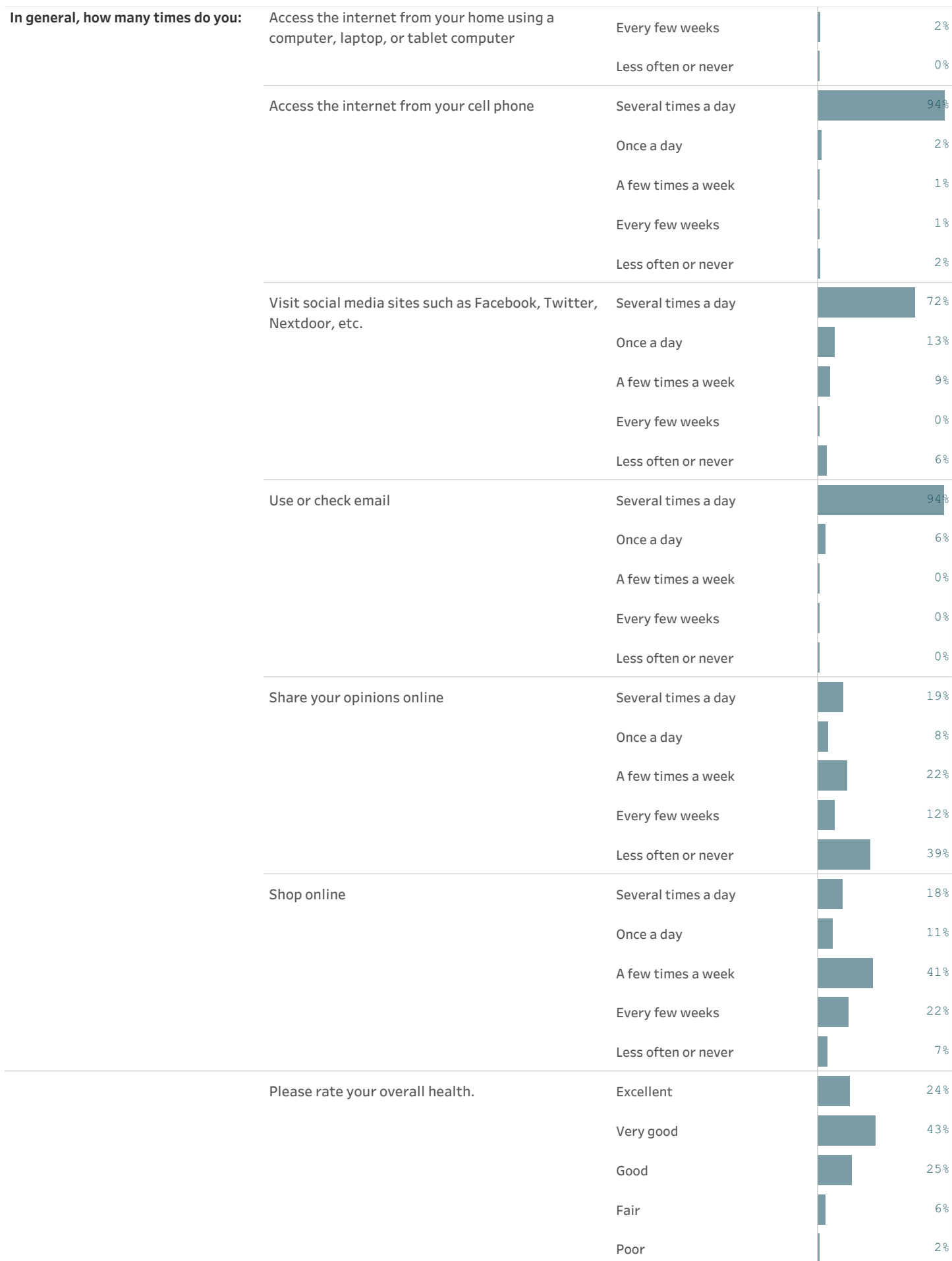
<b>Please rate the following categories of Stafford County government performance.</b>	Treating all residents fairly	Excellent		12%
		Good		22%
		Fair		34%
		Poor		32%
	Treating residents with respect	Excellent		12%
		Good		26%
		Fair		39%
		Poor		23%
<b>Overall, how would you rate the quality of the services provided by each of the following?</b>	Stafford County	Excellent		7%
		Good		34%
		Fair		38%
		Poor		21%
	The Federal Government	Excellent		6%
		Good		27%
		Fair		35%
		Poor		32%
	The State Government	Excellent		6%
		Good		30%
		Fair		40%
		Poor		24%
<b>Please rate how important, if at all, you think it is for the Stafford County community to focus on each of the following in the coming two years.</b>	Overall economic health of Stafford County	Essential		49%
		Very important		39%
		Somewhat important		10%
		Not at all important		2%
	Overall quality of the transportation system (auto, bicycle, foot, bus) in Stafford County	Essential		44%
		Very important		31%
		Somewhat important		23%
		Not at all important		3%
	Overall design or layout of Stafford County's residential and commercial areas (e.g., homes, buildings, streets, parks, etc.)	Essential		57%
		Very important		27%
		Somewhat important		13%
		Not at all important		3%

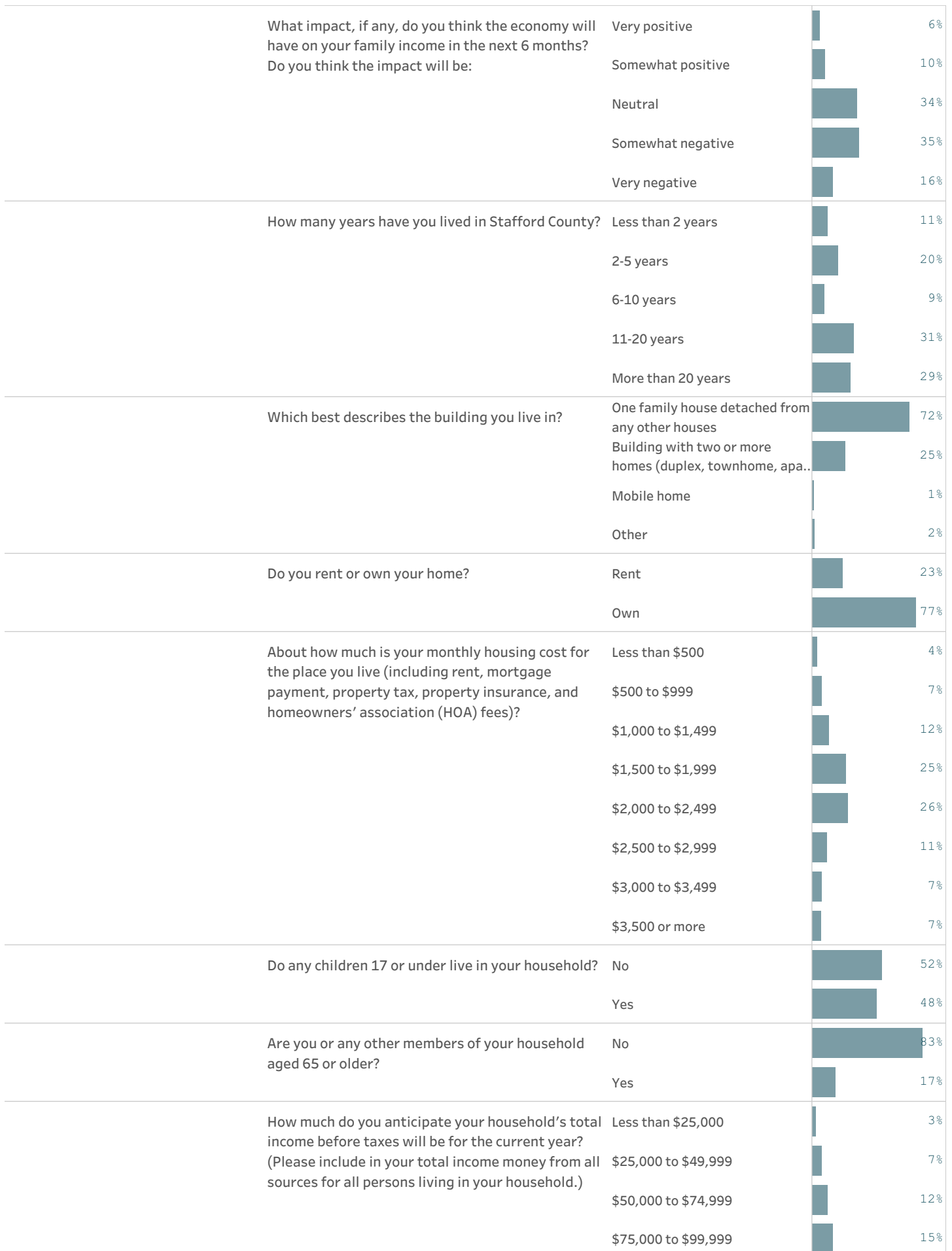
Please rate how important, if at all, you think it is for the Stafford County community to focus on each of the following in the coming two years.	Overall quality of the utility infrastructure in Stafford County (water, sewer, storm water, electric/gas, broadband)	Essential		53%
		Very important		29%
		Somewhat important		17%
		Not at all important		2%
	Overall feeling of safety in Stafford County	Essential		45%
		Very important		35%
		Somewhat important		17%
		Not at all important		2%
	Overall quality of the natural environment in Stafford County	Essential		46%
		Very important		31%
		Somewhat important		21%
		Not at all important		3%
	Overall quality of parks and recreation opportunities	Essential		31%
		Very important		39%
		Somewhat important		28%
		Not at all important		2%
	Overall health and wellness opportunities in Stafford County	Essential		28%
		Very important		37%
		Somewhat important		31%
		Not at all important		4%
	Overall opportunities for education, culture, and the arts	Essential		29%
		Very important		43%
		Somewhat important		23%
		Not at all important		5%
	Residents' connection and engagement with their community	Essential		23%
		Very important		37%
		Somewhat important		37%
		Not at all important		3%
How important to you, if at all, are each of these aspects to create/preserve a sense of community?	Knowing and being friendly with your neighbors	Essential		31%
		Very important		31%
		Somewhat important		31%
		Not at all important		6%































**How important to you, if at all, are each of these aspects to create/preserve a sense of community?**









How much do you anticipate your household's total income before taxes will be for the current year? (Please include in your total income money from all sources for all persons living in your household.)	\$100,000 to \$149,999		28%
	\$150,000 or more		35%
Are you Spanish, Hispanic, or Latino?	No, not Spanish, Hispanic, or Latino		88%
	Yes, I consider myself to be Spanish, Hispanic, or Latino		12%
What is your race? (Mark one or more races to indicate what race you consider yourself to be.)	American Indian or Alaskan Native		6%
	Asian, Asian Indian, or Pacific Islander		3%
	Black or African American		13%
	White		78%
	Other		10%
In which category is your age?	18-24 years		3%
	25-34 years		25%
	35-44 years		20%
	45-54 years		21%
	55-64 years		20%
	65-74 years		9%
	75 years or older		2%
What is your gender?	Female		52%
	Male		48%
How did you hear about this survey? (Select all that apply.)	The county's website		6%
	The county's social media (Facebook, Twitter, Instagram,...		28%
	Received an email from the county		24%
	In a county newsletter or utility bill		1%
	Nextdoor		22%
	In my Facebook feed		14%
	Saw it on a video of a public meeting or at a meeting I atten...		0%
	Saw it in a newspaper article or ad (hard copy or online)		5%
	Heard about it from a family member, friend or neighborhood		7%
	Heard about it from a business or social organization in my co..		1%
	Polco's weekly email		1%
	Other		5%



# Stafford County 2022 Community Survey

Please complete this survey if you are the adult (age 18 or older) in the household who most recently had a birthday (the year of birth does not matter). Your responses are confidential, and no identifying information will be shared. **Keep in mind that the County may not provide some of these services.**

## 1. Please rate each of the following aspects of quality of life in Stafford County.

	<u>Excellent</u>	<u>Good</u>	<u>Fair</u>	<u>Poor</u>	<u>Don't know</u>
Stafford County as a place to live .....	1	2	3	4	5
Your neighborhood as a place to live .....	1	2	3	4	5
Stafford County as a place to raise children .....	1	2	3	4	5
Stafford County as a place to work.....	1	2	3	4	5
Stafford County as a place to visit.....	1	2	3	4	5
Stafford County as a place to retire.....	1	2	3	4	5
The overall quality of life in Stafford County.....	1	2	3	4	5
Sense of community.....	1	2	3	4	5

## 2. Please rate each of the following characteristics as they relate to Stafford County as a whole.

	<u>Excellent</u>	<u>Good</u>	<u>Fair</u>	<u>Poor</u>	<u>Don't know</u>
Overall economic health of Stafford County.....	1	2	3	4	5
Overall quality of the transportation system (auto, bicycle, foot, bus) in Stafford County.....	1	2	3	4	5
Overall design or layout of Stafford County's residential and commercial areas (e.g., homes, buildings, streets, parks, etc.) .....	1	2	3	4	5
Overall quality of the utility infrastructure in Stafford County (water, sewer, storm water, electric, gas) .....	1	2	3	4	5
Overall feeling of safety in Stafford County.....	1	2	3	4	5
Overall quality of the natural environment in Stafford County.....	1	2	3	4	5
Overall quality of parks and recreation opportunities.....	1	2	3	4	5
Overall health and wellness opportunities in Stafford County .....	1	2	3	4	5
Overall opportunities for education, culture, and the arts.....	1	2	3	4	5
Residents' connection and engagement with their community .....	1	2	3	4	5

## 3. Please indicate how likely or unlikely you are to do each of the following.

	<u>Very likely</u>	<u>Somewhat likely</u>	<u>Somewhat unlikely</u>	<u>Very unlikely</u>	<u>Don't know</u>
Recommend living in Stafford County to someone who asks.....	1	2	3	4	5
Remain in Stafford County for the next five years.....	1	2	3	4	5

## 4. Please rate how safe or unsafe you feel:

	<u>Very safe</u>	<u>Somewhat safe</u>	<u>Neither safe nor unsafe</u>	<u>Somewhat unsafe</u>	<u>Very unsafe</u>	<u>Don't know</u>
In your neighborhood during the day.....	1	2	3	4	5	6
In Stafford County's downtown/commercial area during the day .....	1	2	3	4	5	6
From property crime.....	1	2	3	4	5	6
From violent crime.....	1	2	3	4	5	6
From fire, flood, or other natural disasters .....	1	2	3	4	5	6

## 5. Please rate the job you feel the Stafford County community does at each of the following.

	<u>Excellent</u>	<u>Good</u>	<u>Fair</u>	<u>Poor</u>	<u>Don't know</u>
Making all residents feel welcome .....	1	2	3	4	5
Attracting people from diverse backgrounds .....	1	2	3	4	5
Valuing/respecting residents from diverse backgrounds.....	1	2	3	4	5
Taking care of vulnerable residents (elderly, disabled, homeless, etc.).....	1	2	3	4	5

## 6. Please rate each of the following in the Stafford County community.

	<u>Excellent</u>	<u>Good</u>	<u>Fair</u>	<u>Poor</u>	<u>Don't know</u>
Overall quality of business and service establishments in Stafford County...	1	2	3	4	5
Variety of business and service establishments in Stafford County .....	1	2	3	4	5
Vibrancy of downtown/commercial area .....	1	2	3	4	5
Employment opportunities .....	1	2	3	4	5
Shopping opportunities .....	1	2	3	4	5
Cost of living in Stafford County.....	1	2	3	4	5
Overall image or reputation of Stafford County .....	1	2	3	4	5

**7. Please also rate each of the following in the Stafford County community.**

	<u>Excellent</u>	<u>Good</u>	<u>Fair</u>	<u>Poor</u>	<u>Don't know</u>
Traffic flow on major streets.....	1	2	3	4	5
Ease of public parking.....	1	2	3	4	5
Ease of travel by car in Stafford County .....	1	2	3	4	5
Ease of travel by public transportation in Stafford County .....	1	2	3	4	5
Ease of travel by bicycle in Stafford County .....	1	2	3	4	5
Ease of walking in Stafford County .....	1	2	3	4	5
Well-planned residential growth .....	1	2	3	4	5
Well-planned commercial growth .....	1	2	3	4	5
Well-designed neighborhoods .....	1	2	3	4	5
Preservation of the historical or cultural character of the community .....	1	2	3	4	5
Public places where people want to spend time .....	1	2	3	4	5
Variety of housing options.....	1	2	3	4	5
Availability of affordable quality housing .....	1	2	3	4	5
Overall quality of new development in Stafford County.....	1	2	3	4	5
Overall appearance of Stafford County.....	1	2	3	4	5
Cleanliness of Stafford County .....	1	2	3	4	5
Water resources (beaches, lakes, ponds, riverways, etc.) .....	1	2	3	4	5
Air quality.....	1	2	3	4	5
Availability of paths and walking trails.....	1	2	3	4	5
Fitness opportunities (including exercise classes and paths or trails, etc.) ...	1	2	3	4	5
Recreational opportunities.....	1	2	3	4	5
Availability of affordable quality food .....	1	2	3	4	5
Availability of affordable quality health care.....	1	2	3	4	5
Availability of preventive health services .....	1	2	3	4	5
Availability of affordable quality mental health care .....	1	2	3	4	5
Opportunities to attend cultural/arts/music activities .....	1	2	3	4	5
Community support for the arts.....	1	2	3	4	5
Availability of affordable quality childcare/preschool.....	1	2	3	4	5
K-12 education.....	1	2	3	4	5
Adult educational opportunities .....	1	2	3	4	5
Sense of civic/community pride.....	1	2	3	4	5
Neighborliness of residents in Stafford County .....	1	2	3	4	5
Opportunities to participate in social events and activities .....	1	2	3	4	5
Opportunities to attend special events and festivals .....	1	2	3	4	5
Opportunities to volunteer .....	1	2	3	4	5
Opportunities to participate in community matters .....	1	2	3	4	5
Openness and acceptance of the community toward people of diverse backgrounds.....	1	2	3	4	5

**8. Please indicate whether or not you have done each of the following in the last 12 months.**

	<u>No</u>	<u>Yes</u>
Contacted Stafford County (in-person, phone, email, or web) for help or information.....	1	2
Contacted Stafford County elected officials (in-person, phone, email, or web) to express your opinion ..	1	2
Attended a local public meeting (of local elected officials like County Council or County Commissioners, advisory boards, town halls, HOA, neighborhood watch, etc.) .....	1	2
Watched (online or on television) a local public meeting.....	1	2
Volunteered your time to some group/activity in Stafford County .....	1	2
Campaigned or advocated for a local issue, cause, or candidate.....	1	2
Voted in your most recent local election .....	1	2
Used bus, rail, subway, or other public transportation instead of driving.....	1	2
Carpooled with other adults or children instead of driving alone .....	1	2
Walked or biked instead of driving .....	1	2

## Stafford County 2022 Community Survey

### 9. Please rate the quality of each of the following services in Stafford County. Keep in mind that the County may not provide some of these services.

	<u>Excellent</u>	<u>Good</u>	<u>Fair</u>	<u>Poor</u>	<u>Don't know</u>
Public information services.....	1	2	3	4	5
Economic development.....	1	2	3	4	5
Traffic enforcement.....	1	2	3	4	5
Traffic signal timing.....	1	2	3	4	5
Street repair.....	1	2	3	4	5
Street cleaning.....	1	2	3	4	5
Street lighting.....	1	2	3	4	5
Snow removal.....	1	2	3	4	5
Sidewalk maintenance.....	1	2	3	4	5
Bus or transit services.....	1	2	3	4	5
Land use, planning, and zoning.....	1	2	3	4	5
Code enforcement (weeds, abandoned buildings, etc.) .....	1	2	3	4	5
Affordable high-speed internet access .....	1	2	3	4	5
Garbage collection.....	1	2	3	4	5
Drinking water.....	1	2	3	4	5
Sewer services.....	1	2	3	4	5
Storm water management (storm drainage, dams, levees, etc.) .....	1	2	3	4	5
Power (electric and/or gas) utility.....	1	2	3	4	5
Utility billing.....	1	2	3	4	5
Police/Sheriff services.....	1	2	3	4	5
Crime prevention.....	1	2	3	4	5
Animal control.....	1	2	3	4	5
Ambulance or emergency medical services .....	1	2	3	4	5
Fire services.....	1	2	3	4	5
Fire prevention and education.....	1	2	3	4	5
Emergency preparedness (services that prepare the community for natural disasters or other emergency situations) .....	1	2	3	4	5
Preservation of natural areas (open space, farmlands, and greenbelts) ....	1	2	3	4	5
Stafford County open space.....	1	2	3	4	5
Recycling.....	1	2	3	4	5
Yard waste pick-up.....	1	2	3	4	5
County parks.....	1	2	3	4	5
Recreation programs or classes .....	1	2	3	4	5
Recreation centers or facilities .....	1	2	3	4	5
Health services.....	1	2	3	4	5
Public library services .....	1	2	3	4	5
Overall customer service by Stafford County employees (police, receptionists, planners, etc.) .....	1	2	3	4	5
Building permits and inspections .....	1	2	3	4	5
Landfill services.....	1	2	3	4	5

### 10. Please rate the following categories of Stafford County government performance.

	<u>Excellent</u>	<u>Good</u>	<u>Fair</u>	<u>Poor</u>	<u>Don't know</u>
The value of services for the taxes paid to Stafford County .....	1	2	3	4	5
The overall direction that Stafford County is taking.....	1	2	3	4	5
The job Stafford County government does at welcoming resident involvement.....	1	2	3	4	5
Overall confidence in Stafford County government.....	1	2	3	4	5
Generally acting in the best interest of the community .....	1	2	3	4	5
Being honest.....	1	2	3	4	5
Being open and transparent to the public.....	1	2	3	4	5
Informing residents about issues facing the community .....	1	2	3	4	5
Treating all residents fairly .....	1	2	3	4	5
Treating residents with respect.....	1	2	3	4	5

**11. Overall, how would you rate the quality of the services provided by each of the following?**

	<u>Excellent</u>	<u>Good</u>	<u>Fair</u>	<u>Poor</u>	<u>Don't know</u>
Stafford County .....	1	2	3	4	5
The Federal Government.....	1	2	3	4	5
The State Government .....	1	2	3	4	5

**12. Please rate how important, if at all, you think it is for the Stafford County community to focus on each of the following in the coming two years.**

	<u>Essential</u>	<u>Very important</u>	<u>Somewhat important</u>	<u>Not at all important</u>
Overall economic health of Stafford County.....	1	2	3	4
Overall quality of the transportation system (auto, bicycle, foot, bus) in Stafford County.....	1	2	3	4
Overall design or layout of Stafford County's residential and commercial areas (e.g., homes, buildings, streets, parks, etc.).....	1	2	3	4
Overall quality of the utility infrastructure in Stafford County (water, sewer, storm water, electric, gas).....	1	2	3	4
Overall feeling of safety in Stafford County.....	1	2	3	4
Overall quality of the natural environment in Stafford County.....	1	2	3	4
Overall quality of parks and recreation opportunities.....	1	2	3	4
Overall health and wellness opportunities in Stafford County.....	1	2	3	4
Overall opportunities for education, culture, and the arts.....	1	2	3	4
Residents' connection and engagement with their community .....	1	2	3	4

**13. How important to you, if at all, are each of these aspects to create/preserve a sense of community?**

	<u>Essential</u>	<u>Very important</u>	<u>Somewhat important</u>	<u>Not at all important</u>	<u>Don't know</u>
Knowing and being friendly with your neighbors.....	1	2	3	4	5
Attending community events.....	1	2	3	4	5
Having informal public spaces to gather such as downtown, parks or community centers.....	1	2	3	4	5
Easy access to amenities such as parks, shopping, etc. ....	1	2	3	4	5
Feeling safe at home and in the community.....	1	2	3	4	5
Having neighborhoods that are easy to walk around .....	1	2	3	4	5
Limiting the speed of residential growth .....	1	2	3	4	5
Limiting the speed of commercial growth .....	1	2	3	4	5
Maintaining the rural character of community.....	1	2	3	4	5

**14. How would you rate your household on the following?**

	<u>Excellent</u>	<u>Good</u>	<u>Fair</u>	<u>Poor</u>	<u>Don't know</u>
Primary Internet access .....	1	2	3	4	5
Primary Internet speed.....	1	2	3	4	5
Affordability of internet options .....	1	2	3	4	5
Variety of options available.....	1	2	3	4	5

**15. How much, if at all, has COVID-19 impacted your household income?**

☐ Major negative impact   ☐ Slight negative impact   ☐ No impact   ☐ Slight positive impact   ☐ Major positive impact

**16. Which of the following have you done in the past 2 years?**

	<u>No</u>	<u>Yes</u>
Voted in a local election .....	1	2
Contacted my local government to share my opinion .....	1	2
Attended a local government public meeting.....	1	2
Volunteered to be on a local advisory committee .....	1	2

# Stafford County 2022 Community Survey

Our last questions are about you and your household.

Again, all of your responses to this survey are confidential and no identifying information will be shared.

## D1. In general, how many times do you:

	Several times a day	Once a day	A few times a week	Every few weeks	Less often or never	Don't know
Access the internet from your home using a computer, laptop, or tablet computer .....	1	2	3	4	5	6
Access the internet from your cell phone.....	1	2	3	4	5	6
Visit social media sites such as Facebook, Twitter, Nextdoor, etc. ....	1	2	3	4	5	6
Use or check email.....	1	2	3	4	5	6
Share your opinions online.....	1	2	3	4	5	6
Shop online .....	1	2	3	4	5	6

## D2. Please rate your overall health.

- ☐ Excellent
 ☐ Very good
 ☐ Good
 ☐ Fair
 ☐ Poor

## D3. What impact, if any, do you think the economy will have on your family income in the next 6 months?

Do you think the impact will be:

- ☐ Very positive
 ☐ Somewhat positive
 ☐ Neutral
 ☐ Somewhat negative
 ☐ Very negative

## D4. How many years have you lived in Stafford County?

- ☐ Less than 2 years  
☐ 2-5 years  
☐ 6-10 years  
☐ 11-20 years  
☐ More than 20 years

## D5. Which best describes the building you live in?

- ☐ One family house detached from any other houses  
☐ Building with two or more homes  
 (duplex, townhome, apartment, or condominium)  
☐ Mobile home  
☐ Other

## D6. Do you rent or own your home?

- ☐ Rent  
☐ Own

## D7. About how much is your monthly housing cost for the place you live (including rent, mortgage payment, property tax, property insurance, and homeowners' association (HOA) fees)?

- ☐ Less than \$500
 ☐ \$2,000 to \$2,499  
☐ \$500 to \$999
 ☐ \$2,500 to \$2,999  
☐ \$1,000 to \$1,499
 ☐ \$3,000 to \$3,499  
☐ \$1,500 to \$1,999
 ☐ \$3,500 or more

## D8. Do any children 17 or under live in your household?

- ☐ No
 ☐ Yes

## D9. Are you or any other members of your household aged 65 or older?

- ☐ No
 ☐ Yes

## D10. How much do you anticipate your household's total income before taxes will be for the current year? (Please include in your total income money from all sources for all persons living in your household.)

- ☐ Less than \$25,000
 ☐ \$75,000 to \$99,999  
☐ \$25,000 to \$49,999
 ☐ \$100,000 to \$149,999  
☐ \$50,000 to \$74,999
 ☐ \$150,000 or more

## D11. Are you Spanish, Hispanic or Latino?

- ☐ No, not Spanish, Hispanic, or Latino  
☐ Yes, I consider myself to be Spanish, Hispanic, or Latino

## D12. What is your race? (Mark one or more races to indicate what race you consider yourself to be.)

- ☐ American Indian or Alaskan Native  
☐ Asian, Asian Indian, or Pacific Islander  
☐ Black or African American  
☐ White  
☐ Other

## D13. In which category is your age?

- ☐ 18-24 years
 ☐ 55-64 years  
☐ 25-34 years
 ☐ 65-74 years  
☐ 35-44 years
 ☐ 75 years or older  
☐ 45-54 years

## D14. What is your gender?

- ☐ Female  
☐ Male  
☐ Identify in another way

**Thank you!**

Please return the completed survey in the postage-paid envelope to:  
**National Research Center, Inc., PO Box 549, Belle Mead, NJ 08502**