



Stafford County Fire and Rescue Department Office of the Fire Marshal

1225 Courthouse Road, PO BOX 339, Stafford, VA 22555
(540) 658-8648 · www.staffordfirerescue.com/fm







Guidelines and Specifications For:

Fire Extinguishers

Applicable Codes and Standards:

VSFPC - Virginia Statewide Fire Prevention Code (2018)

NFPA 10, National Fire Protection Association Standard for Portable Fire Extinguishers (2018)

Location and Size/Type	Code Section
Location: Approved fire extinguishers should be provided at the following areas: <ol style="list-style-type: none"> 1) At each exit door or exit stairway. 2) Within 75 feet of travel distance from any location within a building. 3) In areas where flammable or combustible liquids are stored or used. 4) In areas involving cooking operations. 5) In areas under construction as well as other specific hazardous locations as determined by the Fire Marshal's Office. 	VSFPC 906.1 NFPA 10,6.1.3.2
Size: Unless otherwise required for a higher hazard application, fire extinguishers should typically have a UL rating of at least 2A:10BC . Most "commercial" or "10-lb" fire extinguishers usually meet this requirement.	VSFPC 906.3
Fire extinguishers must be located at a visible, accessible and unobstructed location and either hung on a wall or placed in a cabinet no greater than 5 feet from the floor. Signs and labels may be required to ensure visibility. Cabinets should not be locked.	VSFPC 906.5 NFPA 10, 6.1.3
Fire extinguishers for the protection of grease fires must be a UL listed, Type-K extinguisher and compatible with the kitchen hood fire-extinguishing system agent.	VSFPC 906.4
Maintenance and Inspection	Code Section
Fire extinguishers shall be maintained and inspected at least annually from a qualified/certified fire protection system company.	906.2 NFPA 10, 7.3
All fire extinguishers, including new installations , shall be provided with inspection tags that illustrate the date of inspection and name of the inspector/company.	NFPA 10, 7.1.4
Use/Operation	Code Section
<div style="background-color: red; color: white; padding: 5px; display: inline-block; margin-bottom: 10px;">Fire Extinguisher Operation</div> <p>If you attempt to fight the fire, remember the acronym P.A.S.S.</p> <p>Pull the Pin A small pin inserted through the handle of the fire extinguisher prevents accidental discharge. It is held in place by a thin plastic strap which will break easily when the pin is pulled or twisted.</p> <p>Aim the Extinguisher Point or aim the extinguisher at the base or front edge of the fire.</p> <p>Squeeze the Handle Squeeze the handle to discharge the fire extinguisher.</p> <p>Sweep from Side to Side Keep the extinguisher aimed at the base of the fire and sweep side to side, pushing the fire away from you.</p> <div style="display: flex; justify-content: center; gap: 10px; margin: 10px 0;">     </div> <p style="text-align: center; color: red; margin: 10px 0;">Safety Precautions</p> <p>Keep in mind the following safety precautions if attempting to extinguish a fire:</p> <ul style="list-style-type: none"> It is confined to a small area, such as a wastebasket, and is not growing; everyone has exited the building; the fire department has been called or is being called; and the room is not filled with smoke. Be sure you have the right type of extinguisher for type of fire and know how to use it. Maintain your exit. Leave yourself a way out in case the fire gets out of control. Have a back-up person standing by whenever possible in case assistance is needed. 	NFPA 10, Annex D